



Australian Government

VET **Student** Loans

Six-monthly report

1 January 2020 to 30 June 2020

With the exception of the Commonwealth Coat of Arms, the Department's logo, any material protected by a trade mark and where otherwise noted all material presented in this document is provided under a Creative Commons Attribution 4.0 International (<http://creativecommons.org/licenses/by/4.0/au/>) licence.

The details of the relevant licence conditions are available on the Creative Commons website (accessible using the links provided) as is the full legal code for the CC BY 4.0 International (<http://creativecommons.org/licenses/by/4.0/legalcode>).

The document must be attributed as the VSL Six-monthly report January – June 2019.

Introduction

This report is provided in accordance with section 103A of the VET Student Loans Act 2016 (Act), which requires that:

The Secretary must publish the following information within 42 days after the end of the period of 6 months beginning on 1 January and 1 July in each year (the reporting period):

- a) the number of approved course providers who operated during the reporting period;
- b) for each of those providers:
 - i) the name of the provider; and
 - ii) the value of VET student loans approved by the Secretary for approved courses offered by the provider during the reporting period; and
 - iii) the number of students who undertook approved courses offered by the provider during the reporting period and whose tuition fees for the courses were paid (whether in whole or in part) using VET student loans; and
 - iv) the number of such students who completed approved courses during the reporting period; and
 - v) the amount of tuition fees charged to such students by the provider during the reporting period;
- c) any other information in relation to VET student loans prescribed under the rules.

This report covers the period from 1 January 2020 to 30 June 2020.

Consistent with section 103A, the report focuses on students whose tuition fees were paid (whether in whole or in part) using a VET Student Loan (VSL) within the reporting period. This report refers to these students as **VSL-assisted students**.

Information relating to students who have not accessed a VET Student Loan (or non-VSL-assisted students) is not included in this report.

Background: The VET Student Loans program

The VET Student Loans program commenced on 1 January 2017, replacing the VET FEE-HELP scheme which closed to new students on 31 December 2016.

This delivered on the Government's commitment to redesign the VET income contingent loans program so that it is student centred, delivers high quality training, is fiscally sustainable, and holds providers to account. VET Student Loans program focuses on program integrity, manages risk and promotes confidence in the regulated VET market by ensuring students are both academically suited to their course and are studying under a quality provider.

VET Student Loans offers income contingent loan support to eligible students studying approved Diploma level and above vocational education and training qualifications. In 2020, eligible students were entitled to access loans up to a capped amount of either \$5,264, \$10,528 or \$15,793¹ based on cost of delivery, though the Minister has the power to provide different (and higher) caps for particular courses (for example, aviation related courses up to \$78,967).

The list of current VET Student Loans approved courses and maximum loan amount by course is available in the *VET Student Loans (Courses and Loan Caps) Determination 2016*².

During the period from 1 January 2019 to 30 June 2019, 192 providers operated as approved course providers under the VET Student Loans program. This is compared to the 180 providers that operated during the first half of 2018 (as detailed in the *VET Student Loans Six-monthly report 1 January 2018 to 30 June 2018*³).

Information required under section 103A of the VET Student Loans Act 2016

During the period 1 January 2020 to 30 June 2020 a total of 176 registered training organisations (RTOs) operated as approved course providers for VET Student Loans (section 103A(a)). The Addendum (Table 1) to this report sets out all of the information required by section 103A(b) for each provider.

In addition, this report sets out information and commentary on highlights for each of the matters specified in section 103A(b) for the six-month period, namely:

- approved course providers
- value of VET Student Loans paid
- VSL-assisted students
- completions
- tuition fees.

Summary

Area	Amount
Operating providers	176
Students	37,122
Course enrolments	38,555
Loans	\$138,015,229
Course completions	1,697
Unit of study completion rate	69.4%

¹ The legislation requires that these caps are indexed on an annual basis.

² <https://docs.employment.gov.au/node/46818>

³ <https://employment.gov.au/vet-student-loans>

³ <https://employment.gov.au/vet-student-loans-statistics>

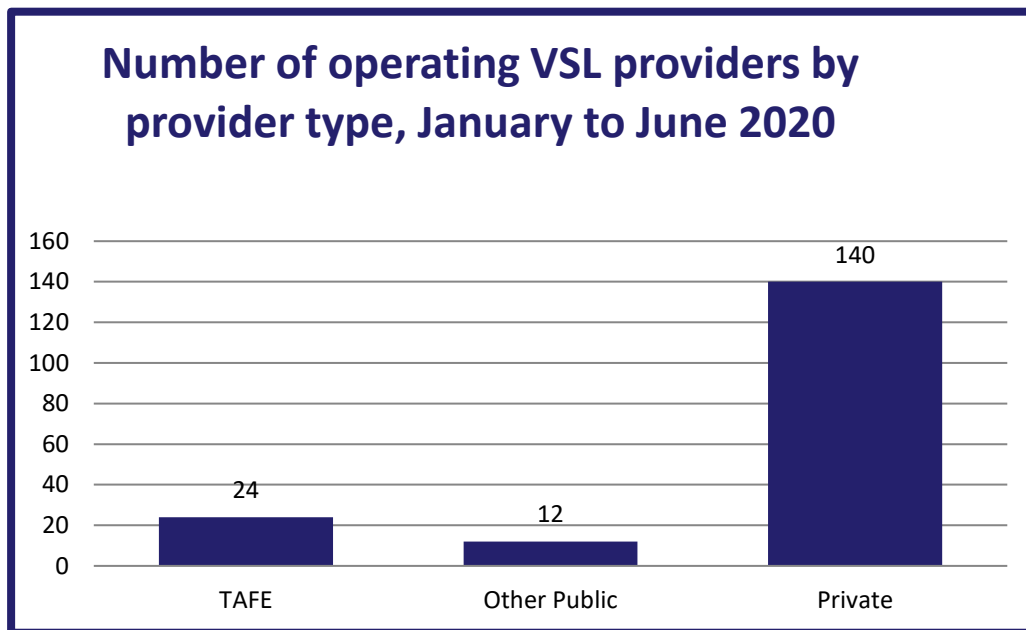
Approved course providers (sections 103A(a) and (b)(i))

The 176 approved course providers comprised:

- 24 TAFEs
- 12 other public organisations (including Table A providers), and
- 140 private providers.

The numbers of providers in these different categories is shown in Figure 1.

Figure 1: Approved course providers by type



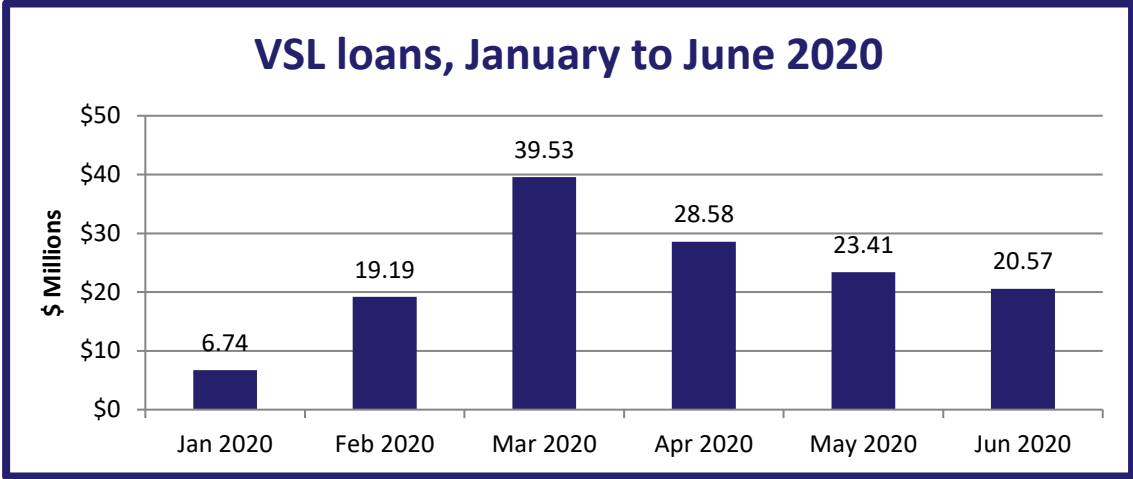
The names of each of the 176 approved course providers that operated during the reporting period are provided in the Addendum (Table 1). Of these approved course providers that operated during the reporting period, 143 had students who accessed a VET Student Loan during that period.

Value of VET Student Loans (section 103A(b)(ii))

The amount paid to approved course providers in respect of VET Student Loans approved for students studying eligible courses, for the reporting period, was \$138,015,229. A breakdown by approved course provider is provided in the Addendum (Table 1). Figure 2 shows the value of VET Student Loans paid for study undertaken during each month⁴.

⁴ Study undertaken during each month is defined as a part of the course where the census day is in that month, regardless of when payment was made.

Figure 2: Value of VET Student Loans paid for study undertaken in each month

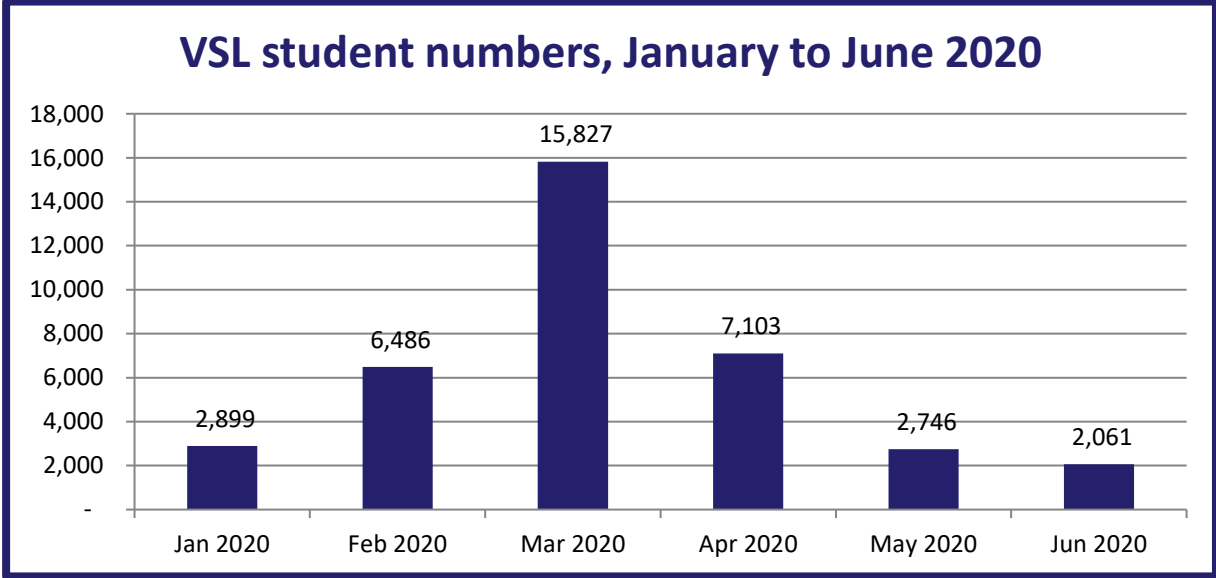


VSL-assisted students (section 103A(b)(iii))

A total of 37,122 students undertook a part of a course with a census day during the reporting period, where the part of the course being studied was VSL-assisted, as listed in the Addendum (Table 1).

Figure 3 shows, by month, when these students had their first part of the course that was VSL-assisted *in the reporting period*.

Figure 3: VSL-assisted student numbers, first time VSL-assisted during the period



Monthly student numbers peaked in March 2020, commensurate with the peak in VSL payments. It should be noted that some students may have had a VSL-assisted unit of study in more than one month. This would occur, for example, if they accessed a VET Student Loan for more than one part of a course, or for more than one course. These students are represented only the first time they accessed a VET Student Loan.

A breakdown of students by provider is shown in the Addendum (Table 1). However, the total of 37,122 only counts each student once, regardless of how many providers they were studying with.

Completions (section 103A(b)(iv))

There were 1,697 students recorded as having completed a course based on data reported for the six months to 30 June 2020, as shown in the Addendum (Table 1). This is consistent with the pattern from 2019 with many more students completing at the end of the year than in the middle of the year. In addition to this, this report only covers students who have had a census day within the reporting period where the study was paid for with a VET Student Loan.

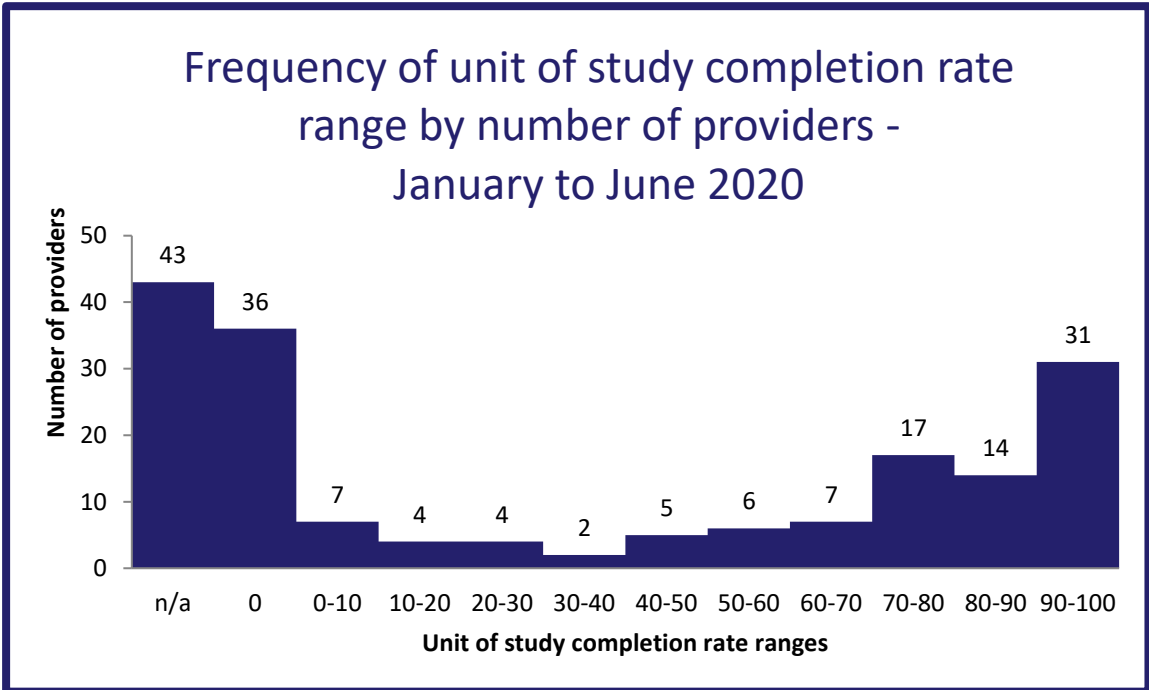
A course consists of a number of units of study (referred to as “parts of the course” in the *VET Student Loans Rules 2016*). Thus, reporting on unit of study completion rates provides an alternative way of presenting information on students’ progression through their courses, and these are included in the Addendum (Table 1).

The unit of study completion rate is the proportion of units of study that were *passed*, of the total *units of study undertaken*, with units of study measured in Equivalent Full Time Student Load (EFTSL) rather than student numbers. *Units of study undertaken* are units that providers have reported as being withdrawn from, failed or successfully completed, as well as units for which providers have failed to report a completion status.

The overall unit of study completion rate for VSL-assisted students is 69.4 per cent for study undertaken in the reporting period. This is commensurate with the unit of study completion rate of 76.2 per cent reported for the same period in the VSL six-monthly report 1 January 2019 to 30 June 2019.

Figure 4 shows a histogram of unit of study completion rates for the reporting period. Of the 176 VSL providers that had students who accessed a VET Student Loan in the reporting period, 36 providers (20 per cent) had a unit of study completion rate of zero, with 62 providers (35 per cent) having unit of study completion rates above 70 per cent. A unit of study completion rate could not be calculated for 43 providers (24 per cent) that reported all of their students’ units of study as being still in progress.

Figure 4: Histogram of VSL-assisted student unit of study completion rates

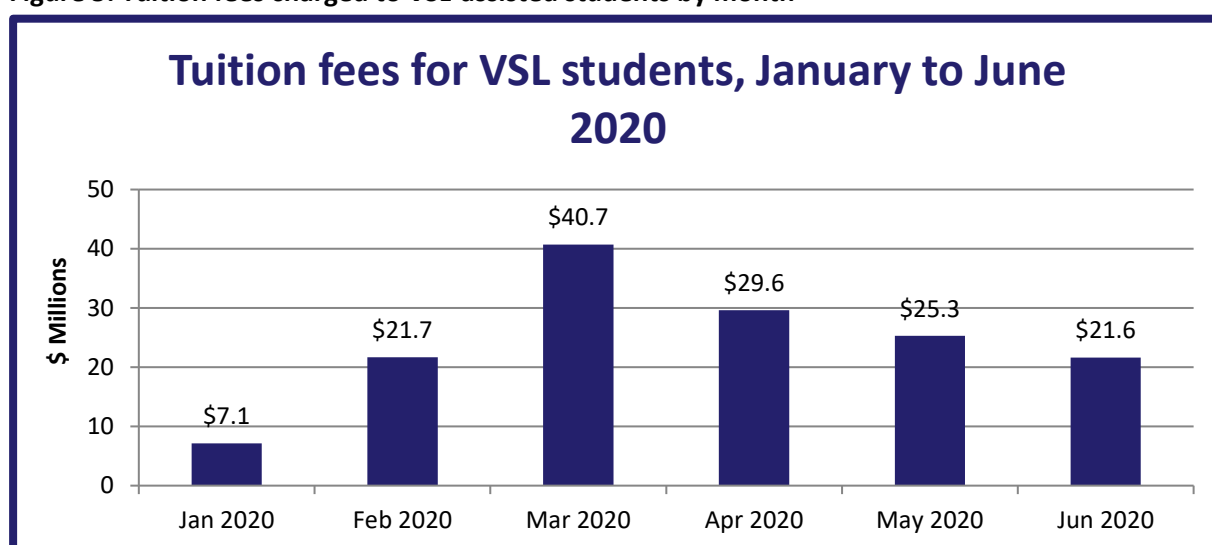


Tuition fees (section 103A(b)(v))

During the reporting period, VSL-assisted students were charged a total of \$146,117,920 in course tuition fees. VSL-assisted students paid \$8,047,488 of their tuition fees up front in addition to the amounts paid in VET Student Loans.

Figure 5 provides a breakdown of tuition fees charged to VSL-assisted students in the reporting period, by month. Tuition fees charged peaked in March 2020 commensurate with the peaks in value of loans paid for study undertaken and student numbers.

Figure 5: Tuition fees charged to VSL-assisted students by month



Additional VET Student Loan provider and course information

The Addendum (Tables 1 to 6), in excel format, provides the VET Student Loan data listed in the report for the reporting period.

In terms of student numbers, majority of the top ten providers were public providers, as detailed in the Addendum (Table 2). Five of the top ten providers ranked by value of loans paid, listed in the Addendum (Table 3), were public providers (TAFEs/Table A universities). Eight of the top ten are the same providers as for the first half of 2019 with Melbourne Polytechnic dropping out of the list.

Nine of the top ten courses, in terms of student numbers from the first half of 2019, remain in the top ten. Advanced Diploma of Building Design (Architectural) moved up to be in the list while The Diploma of Aviation (Commercial Pilot Licence - Aeroplane) moved down out of the top ten. The Diploma of Nursing is the highest ranked course both in terms of course enrolments and value of loans paid, as shown in the Addendum (Tables 4 and 5).

Additional information on approved course providers and the eligible courses they offered, as shown in the Addendum (Tables 6).

Noting that Students can enrol in more than one course, so enrolment numbers will always be greater than or equal to student numbers.

Addendum: List of Tables – January to June 2019

Table 1: VSL provider with VSL-assisted student and loan details

Table 2: VSL providers ordered by VSL-assisted student numbers

Table 3: VSL providers ordered by value of VSL loans paid

Table 4: VSL courses ordered by VSL-assisted enrolments

Table 5: VSL courses ordered by VSL loans paid

Table 6: VSL provider course details