



Australian Government
Department of Education, Skills and Employment

To: Kylie Crane, First Assistant Secretary, Evidence and Assurance Division

Through: Jodie Chamberlain, Assistant Secretary, Quality Assurance and Risk Management Branch

Rolling Random Sample Cycle 19 Results

Recommendation(s) – that you:

1. Note the final results for the Rolling Random Sample (RRS) Cycle 19.

Noted

2. s. 22(1)(a)(ii)
and ParentsNext providers will be informed of the RRS
Cycle 19 final results on 17 June 2022

Noted

Kylie Crane

Date

16/6/2022

Purpose

To brief you on the final results of the RRS Cycle 19.

Key Points:

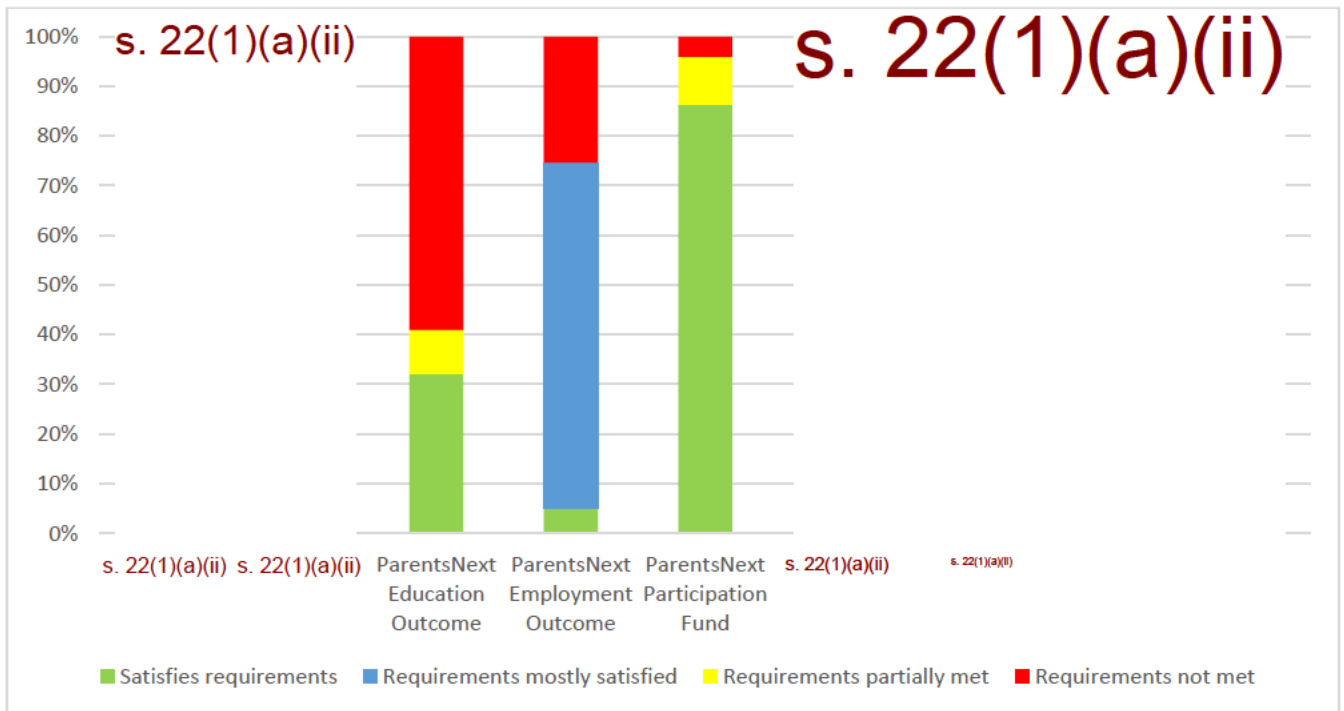
1. RRS Cycle 19 will be finalised on 17 June 2022. The key points to note from Cycle 19 are below:

- s. 22(1)(a)(ii)

- s. 22(1)(a)(ii)
 - s. 22(1)(a)(ii)

- the introduction of two new program elements in Cycle 19, ParentsNext Education Outcomes and ParentsNext Employment Outcomes. As this was the first time these elements have been tested, both had low compliance rates.
 - If both ParentsNext Education Outcomes and ParentsNext Employment Outcomes were excluded from the sample, the compliance rate would have increased to 94.2 per cent of claims either satisfying or mostly satisfying requirements, which is more consistent with recent cycles of the RRS.
- s. 22(1)(a)(ii)
-
- ParentsNext Education Outcomes had the lowest compliance rate with 42.9 per cent of claims either satisfying or mostly satisfying requirements, noting this is the first time that this element has been included in the RRS.
 - s. 22(1)(a)(ii)

Figure 1: Results by Program Element for Cycle 19



2. **Attachment A** provides a breakdown of Cycle 19 results for reporting to the Program Integrity Sub-Committee for Employment Services (PISCES) meeting on 22 June 2022.
3. **Attachment B** outlines a comparison of results across Cycles 16 to 19.

Final approver:	s. 22(1)(a)(ii)
Position:	s. 22(1)(a)(ii)
Group/Branch:	Quality Assurance and Risk Management
Month Year:	June 2022
Contact Officer:	s. 22(1)(a)(ii)
Phone no:	s. 22(1)(a)(ii)
Consultation:	n/a

Rolling Random Sample (RRS) Cycle 19 Final Results Report

s. 22(1)(a)(ii)

The program elements assessed in RRS Cycle 19 were:

s. 22(1)(a)(ii)

- Wage Subsidies s. 22(1)(a)(ii) ParentsNext)
s. 22(1)(a)(ii)
- ParentsNext Participation Fund
- ParentsNext Employment Outcomes
- ParentsNext Education Outcomes.

All results and data quoted in this paper are current as at 16 June 2022.

Of note:

- s. 22(1)(a)(ii)
- s. 22(1)(a)(ii)
- s. 22(1)(a)(ii)

This increase is attributed to the non-compliance rates of four program elements (s. 22(1)(a)(ii) , ParentsNext Education Outcomes and ParentsNext Education Outcomes) A breakdown of recoveries by program element for Cycle 19 compared with Cycle 18 is displayed in **Table 1**.

- s. 22(1)(a)(ii)

s. 22(1)(a)(ii)

Table 1: Recoveries by Program Element

Program Element	Cycle 18		Cycle 19	
	Proportion of claims identified for recovery (%)	Amount identified for recovery	Proportion of claims identified for recovery (%)	Amount identified for recovery
s. 22(1)(a)(ii)				
s. 22(1)(a)(ii)				
s. 22(1)(a)(ii)				
ParentsNext	0.0	\$0.00	16.7	\$13,846.15
s. 22(1)(a)(ii)				
s. 22(1)(a)(ii)				
ParentsNext Participation Fund	0.7	\$221.23	4.1	\$2,387.78
ParentsNext Employment Outcomes	-	-	25.3	\$6,250.80
ParentsNext Education Outcomes	-	-	67.6	\$15,594.00
s. 22(1)(a)(ii)				

Note: figures in green indicate a comparative improvement in performance, those in red indicate a decline.

s. 22(1)(a)(ii)

s. 22(1)(a)(ii)

s. 22(1)(a)(ii)

ParentsNext Education Outcomes

- Cycle 19 saw the introduction of ParentsNext Education Outcomes to the RRS. Claims assessed for this program element identified low compliance against the guidelines with 59 per cent of claims not meeting requirements.
- ParentsNext documentary evidence requirements specifically outline that the course commencement and/or completion date must be contained in documentary evidence from the Registered Training Organisation (RTO). As it is not common practice for RTOs to put this on attainment documents, this was a common deficiency for this program element and was the main contributor to the low compliance rate.
- In addition to the *Advice for Providers* document issued with Cycle 19 Interim Results, the ParentsNext Program Area are working with providers to improve compliance in this program element. The results for this program element will continue to be monitored to identify where further Provider education can occur or if additional assurance is needed.

ParentsNext Employment Outcomes

- Cycle 19 also saw the introduction of ParentsNext Employment Outcomes to the RRS. Claims assessed for this program element identified low compliance against the guidelines with 25.3 per cent of claims not meeting requirements.
- The claims identified for recovery were attributed to Providers incorrectly entering hours worked, not apportioning hours correctly when calculating the outcome and including hours that cannot be included in the calculations, such as allowances.
- In addition to the *Advice for Providers* document issued with Cycle 19 Interim Results, the ParentsNext Program Area are working with providers to improve compliance in this program element. The results for this program element will continue to be monitored to identify where further Provider education can occur or if additional assurance is needed.

s. 22(1)(a)(ii)

s. 22(1)(a)(ii)

Results by provider

- s. 22(1)(a)(ii)
- s. 22(1)(a)(ii)
- A total of 17 ParentsNext providers had below 70 per cent of their assessed claims satisfying or mostly satisfying requirements, this was a significant increase when compared to Cycle 18. This can be attributed to the introduction of ParentsNext Education and Employment Outcomes. An in-depth breakdown of deficiencies was included in the *Advice for Providers* document, with specific areas of focus to improve overall compliance.

- Two of the six ParentsNext providers (s. 47G(1)(a)
)s. 22(1)(a)(ii) had 100 per cent of claims satisfy requirements in Cycle 19. This can be attributed to improved compliance surrounding ParentsNext Participation Fund categories, which were identified as key areas for improvement with these providers in the previous cycle.
- s. 22(1)(a)(ii)

- s. 22(1)(a)(ii)

- s. 22(1)(a)(ii)

Results of the Rolling Random Sample – Cycle 16 to Cycle 19

Program Element	SAMPLE		RESULTS				RECOVERIES	DISPUTES	DATE OF PROVIDER LETTERS	
	Number of claims/ activities selected	Value of claims/ activities selected	Satisfies Requirements	Requirements Mostly Satisfied	Requirements Partially Met	Requirements Not Met	Total Recoveries (includes Associated)	Disputes	Preliminary Findings	Final results
CYCLE 16 – Sample period 15 September 2019 to 13 September 2020 – excluding the period 20 March 2020 to 31 July 2020 (Process finalised)										
TOTALS	3,228	\$3,059,160	2,843 (88%)	239 (7%)	66 (2%)	80 (3%)	\$142,063.47	51		
s. 22(1)(a)(ii)										
s. 22(1)(a)(ii)									s. 22(1)(a)(ii)	29/01/2021
s. 22(1)(a)(ii)										
ParentsNext Participation Fund	339	\$78,662	292 (86%)	0 (0%)	35 (10%)	12 (4%)	\$1,288.78	0		
CYCLE 17 – Sample period 14 September 2020 to 7 March 2021 (Process finalised)										
TOTALS	2,989	\$3,837,679	2,623 (88%)	251 (8%)	40 (1%)	75 (3%)	\$183,725.05	48		
s. 22(1)(a)(ii)										
s. 22(1)(a)(ii)									s. 22(1)(a)(ii)	18/06/2021
s. 22(1)(a)(ii)										
ParentsNext Participation Fund	322	\$77,629	295 (92%)	0 (0%)	18 (6%)	9 (3%)	\$903.63	1		
CYCLE 18 – Sample period 8 March 2021 to 10 September 2021 (Process finalised)										
TOTALS	3,396	\$4,190,210	3,073 (91%)	182 (5%)	78 (2%)	63 (2%)	\$127,055.90	66		
s. 22(1)(a)(ii)										
s. 22(1)(a)(ii)									s. 22(1)(a)(ii)	18/01/2022
s. 22(1)(a)(ii)										
ParentsNext Participation Fund	565	\$123,336	518 (92%)	0 (0%)	43 (8%)	4 (1%)	\$221.23	4		
CYCLE 19 – Sample period 11 September 2021 to 4 March 2022 (Process finalised)										
TOTALS	3,645	\$4,661,061.72	3,119 (85.6%)	234 (6.4%)	99 (2.7%)	193 (5.3%)	\$204,236.42	59		
s. 22(1)(a)(ii)										
s. 22(1)(a)(ii)										
s. 22(1)(a)(ii)									s. 22(1)(a)(ii)	17/06/2022
s. 22(1)(a)(ii)										
ParentsNext Participation Fund	510	\$172,304.04	440 (86%)	0 (0%)	49 (10%)	21 (4%)	\$2,387.78	5		
ParentsNext Employment Outcomes	79	\$24,729.60	4 (5%)	55 (70%)	0 (0%)	20 (25%)	\$6,250.80	4		
ParentsNext Education Outcomes	105	\$32,820.00	34 (32%)	0 (0%)	9 (9%)	62 (59%)	\$15,594.00	5		

PROGRAM INTEGRITY SUBCOMMITTEE FOR EMPLOYMENT SERVICES (PISCES)

This paper is for **Endorsement**

Rolling Random Sample Cycle 19 Results and Analysis

Agenda Item:	4a	Member Responsible:	Jodie Chamberlain
Date of Meeting:	22 June 2022	Author:	s. 22(1)(a)(ii)
Consultations:	Nil.	Date cleared:	17 June 2022
Attachments:	Attachment A – Results of the Rolling Random Sample – Cycle 16 to Cycle 19		

RECOMMENDATION

That the Committee:

- **Endorse** the Rolling Random Sample (RRS) Cycle 19 Final Results Report.

KEY ISSUES

- s. 22(1)(a)(ii)
- The program elements assessed in RRS Cycle 19 were:
 - s. 22(1)(a)(ii)
 - Wage Subsidies (s. 22(1)(a)(ii) ParentsNext)
 - s. 22(1)(a)(ii)
 - ParentsNext Participation Fund
 - ParentsNext Employment Outcomes
 - ParentsNext Education Outcomes.
- s. 22(1)(a)(ii)

BACKGROUND INFORMATION

- **Attachment A** provides a comparative breakdown on the last four RRS Cycles (16 to 19). Of note:
 - s. 22(1)(a)(ii)
 - s. 22(1)(a)(ii)
 - There was a large increase in the amount identified for recovery between s. 22(1)(a)(ii) . This increase is attributed to the non-compliance rates of four program elements s. 22(1)(a)(ii) ParentsNext Education Outcomes and ParentsNext Education Outcomes) A breakdown of recoveries by program element for Cycle 19 compared with Cycle 18 is displayed in **Table 1**.

PROGRAM INTEGRITY SUBCOMMITTEE FOR EMPLOYMENT SERVICES (PISCES)

- s. 22(1)(a)(ii)

Table 1: Recoveries by Program Element

Program Element	s. 22(1)(a)(ii)		Cycle 19	
	s. 22(1)(a)(ii)		Proportion of claims identified for recovery (%)	Amount identified for recovery
s. 22(1)(a)(ii)				
s. 22(1)(a)(ii)				
ParentsNext Participation Fund	s. 22(1)(a)(ii)		4.1	\$2,387.78
ParentsNext Employment Outcomes	s.	s.	25.3	\$6,250.80
ParentsNext Education Outcomes	s.	s.	67.6	\$15,594.00
s. 22(1)(a)(i)				

Note: figures in green indicate a comparative improvement in performance, those in red indicate a decline.

- s. 22(1)(a)(ii)
 - s. 22(1)(a)(ii)

- s. 22(1)(a)(ii)

PROGRAM INTEGRITY SUBCOMMITTEE FOR EMPLOYMENT SERVICES (PISCES)

- s. 22(1)(a)(ii)

s. 22(1)(a)(ii)

ParentsNext Education Outcomes

- Cycle 19 saw the introduction of ParentsNext Education Outcomes to the RRS. Claims assessed for this program element identified low compliance against the guidelines with 59 per cent of claims not meeting requirements.
- ParentsNext documentary evidence requirements specifically outline that the course commencement and/or completion date must be contained in documentary evidence from the Registered Training Organisation (RTO). As it is not common practice for RTOs to put this on attainment documents, this was a common deficiency for this program element and was the main contributor to the low compliance rate.
- In addition to the *Advice for Providers* document issued with Cycle 19 Interim Results, the ParentsNext Program Area are working with providers to improve compliance in this program element. The results for this program element will continue to be monitored to identify where further Provider education can occur or if additional assurance is needed.

ParentsNext Employment Outcomes

- Cycle 19 also saw the introduction of ParentsNext Employment Outcomes to the RRS. Claims assessed for this program element identified low compliance against the guidelines with 25.3 per cent of claims not meeting requirements.
- The claims identified for recovery were attributed to Providers incorrectly entering hours worked, not apportioning hours correctly when calculating the outcome and including hours that cannot be included in the calculations, such as allowances.
- In addition to the *Advice for Providers* document issued with Cycle 19 Interim Results, the ParentsNext Program Area are working with providers to improve compliance in this program

PROGRAM INTEGRITY SUBCOMMITTEE FOR EMPLOYMENT SERVICES (PISCES)

element. The results for this program element will continue to be monitored to identify where further Provider education can occur or if additional assurance is needed.

s. 22(1)(a)(ii)

Results by provider

- s. 22(1)(a)(ii)
- s. 22(1)(a)(ii)
- A total of 17 ParentsNext providers had below 70 per cent of their assessed claims satisfying or mostly satisfying requirements, s. 22(1)(a)(ii). This can be attributed to the introduction of ParentsNext Education and Employment Outcomes. An in-depth breakdown of deficiencies was included in the *Advice for Providers* document, with specific areas of focus to improve overall compliance.
- Two of the six ParentsNext providers s. 47G(1)(a) s. 22(1)(a)(ii) had 100 per cent of claims satisfy requirements in Cycle 19. This can be attributed to improved compliance surrounding ParentsNext Participation Fund categories, which were identified as key areas for improvement with these providers in the previous cycle.
- s. 22(1)(a)(ii)


PROGRAM INTEGRITY SUBCOMMITTEE FOR EMPLOYMENT SERVICES (PISCES)

s. 22(1)(a)(ii)

PROGRAM INTEGRITY SUBCOMMITTEE FOR EMPLOYMENT SERVICES (PISCES)

Results of the Rolling Random Sample – Cycle 16 to Cycle 19

Program Element	SAMPLE		RESULTS				RECOVERIES	DISPUTES	DATE OF PROVIDER LETTERS	
	Number of claims/ activities selected	Value of claims/ activities selected	Satisfies Requirements	Requirements Mostly Satisfied	Requirements Partially Met	Requirements Not Met	Total Recoveries (includes Associated)	Disputes	Preliminary Findings	Final results
s. 22(1)(a)(ii)										
CYCLE 19 – Sample period 11 September 2021 to 4 March 2022 (Process finalised)										
TOTALS	3,645	\$4,661,061.72	3,119 (85.6%)	234 (6.4%)	99 (2.7%)	193 (5.3%)	\$204,236.42	59		
s. 22(1)(a)(ii)										
s. 22(1)(a)(ii)									s. 22(1)(a)(ii)	17/06/2022
s. 22(1)(a)(ii)										
ParentsNext Participation Fund	510	\$172,304.04	440 (86%)	0 (0%)	49 (10%)	21 (4%)	\$2,387.78	5		
ParentsNext Employment Outcomes	79	\$24,729.60	4 (5%)	55 (70%)	0 (0%)	20 (25%)	\$6,250.80	4		
ParentsNext Education Outcomes	105	\$32,820.00	34 (32%)	0 (0%)	9 (9%)	62 (59%)	\$15,594.00	5		



To: Jodie Chamberlain, Assistant Secretary, Quality Assurance and Risk Management Branch
Through: s. 22(1)(a)(ii)

Rolling Random Sample Cycle 19 – Interim Results

Recommendation(s) – that you:

1. Note the interim results for the Rolling Random Sample (RRS) Cycle 19, as at 13 May 2022 Noted
2. Note that Providers were informed of RRS Cycle 19 interim results on 13 May 2022 via Interim Results Letters. Noted

Jodie Chamberlain Date *31 May 2022*

Purpose

To inform you of the interim results of RRS Cycle 19.

s. 22(1)(a)(ii)
s. 22(1)(a)(ii)

Key Points:

1. s. 22(1)(a)(ii) The overall decrease in compliance and increase in the percentage of claims identified for recovery can be attributed to the introduction of ParentsNext Employment and Education Outcomes to the RRS. Both of these program elements had low compliance rates.
2. s. 22(1)(a)(ii)

s. 22(1)(a)(ii)

- 5. A breakdown of results by individual program elements can be found at [Attachment A](#).
- 6. A comparison of results by program element for interim results between Cycle 18 and Cycle 19 can be found at [Attachment B](#).

Quality Assurance

s. 22(1)(a)(ii)

Table 2: Comparative High-level QA results

RRS Cycle	Proportion of claims with no change after QA	Proportion of claims changed by QA, but the result remained the same	Proportion of claims changed by QA that overturned the overall result
Cycle 19	s. 22(1)(a)(ii)	s. 22(1)(a)(ii)	s. 22(1)(a)(ii)

s. 22(1)(a)(ii)

Note: figures in red/green indicate a comparative decline/improvement in performance. It should also be noted that 'change' is defined as any update to an assessment tool question or calculator data and does not necessarily indicate the assessment was incorrect prior to QA.

s. 22(1)(a)(ii)

s. 22(1)(a)(ii)

12. Additionally, one of the new program elements (ParentsNext Education Outcomes) required further review after the assessment phase was completed. The program area noted a deficiency had been incorrectly applied to 60 claims. This did not affect the overall result of most claims but did result in a change at the QA stage.

s. 22(1)(a)(ii)

s. 22(1)(a)(ii)

s. 22(1)(a)(ii)

s. 22(1)(a)(ii)

Background:

Cycle 19 Sample Size

18. s. 22(1)(a)(ii) The breakdown of number of claims per program element is outlined in Table 4, with comparative details for Cycle 18.

Table 4: Sample size by program element

Program Element	s. 22(1)(a)(ii)	Number of claims Cycle 19
ParentsNext Participation Fund	s. 22(1)(a)(ii)	510
ParentsNext Employment Outcomes		79
ParentsNext Education Outcomes		105
Total		3,645

s. 22(1)(a)(ii)

Final approver:	s. 22(1)(a)(ii)
Position:	s. 22(1)(a)(ii)
Group/Branch:	Evidence and Assurance Division, Quality Assurance and Risk Management Branch
Month Year:	May 2022
Contact Officer:	s. 22(1)(a)(ii)
Phone no:	s. 22(1)(a)(ii);
Consultation:	n/a

Attachments

Attachment A – Results by Program Element

Attachment B – RRS results by Program Element – Comparison of Cycle 18 and Cycle 19 Interim Results

OFFICIAL: Sensitive

Results by Program Element

s. 22(1)(a)(ii)

s. 22(1)(a)(ii)

s. 22(1)(a)(ii)

s. 22(1)(a)(ii)

ParentsNext Participation Fund

30. Interim results for ParentsNext Participation Fund claims assessed in Cycle 19 are displayed in Table 11.

Table 11: ParentsNext Participation Fund interim results summary

RRS Cycle	Proportion of claims Satisfying\Mostly Satisfying Requirements	Proportion of claims identified for recovery	Amount identified for recovery
Cycle 19	85.5%	4.9%	\$3,366.82

s. 22(1)(a)(ii)

(Note: figures in green indicate a comparative improvement in performance, those in red indicate a decline)

31. Cycle 19 interim results indicate Providers performance decreased for ParentsNext Participation Fund s. 22(1)(a)(ii)

32. While the proportion of claims identified for recovery has decreased, the overall recovery amount increased. s. 22(1)(a)(ii)

s. 22(1)(a)(ii)

33. There was an increase in recoveries attributed to claims where the purchase was not consistent with the guideline requirements for the category claimed, and/or where purchase was claimed under the incorrect category.

34. The Assurance Operations Team is working with the program area to provide further guidance to Providers where the above deficiencies occurred more than once during this Cycle.

35. Cycle 18 and Cycle 19 have been the first two cycles with relatively comparable sample numbers. This indicates Provider compliance is reducing with the Participation Fund Guideline and Documentary Evidence Requirements.

ParentsNext Employment Outcomes

36. Interim results for ParentsNext Employment Outcomes claims assessed in Cycle 19 are displayed in Table 12.

Table 12: ParentsNext Employment Outcomes interim results summary

RRS Cycle	Proportion of claims Satisfying\Mostly Satisfying Requirements	Proportion of claims identified for recovery	Amount identified for recovery
Cycle 19	70.4%	29.1%	\$7,190.40

s. 22(1)(a)(ii)

37. Cycle 19 saw the introduction of ParentsNext Employment Outcomes to the RRS. Claims assessed for this program element had a relatively low compliance rate when compared with the other program elements tested in the RRS. Of 79 records, a total of 58 records (73.4%) had the deficiency relating to the data entered into ESS Web not matching the hours in the pay slips/payroll summary but would NOT result in a change to Outcome Payment claimed. This was due to the Provider either not entering, or incorrectly entering hours into ESS Web, however the pay slip/payroll evidence indicated the Provider was entitled to the Outcome Payment claimed.

39. The claims identified for recovery were attributed to Providers incorrectly entering hours worked, not apportioning hours correctly when calculating the Outcome, and including hours

that cannot be included in the calculations, such as allowances. s. 22(1)(a)(ii)

s. 22(1)(a)(ii)

41. Based on results from this cycle, the Assurance Operations Team will work closely with the ParentsNext program area to increase compliance for this program element.

ParentsNext Education Outcomes

42. Interim results for ParentsNext Education Outcomes claims assessed in Cycle 19 are displayed in Table 13.

Table 13: ParentsNext Education Outcomes interim results summary

RRS Cycle	Proportion of claims Satisfying\Mostly Satisfying Requirements	Proportion of claims identified for recovery	Amount identified for recovery
Cycle 19	40.0%	59.0%	\$19,352.40

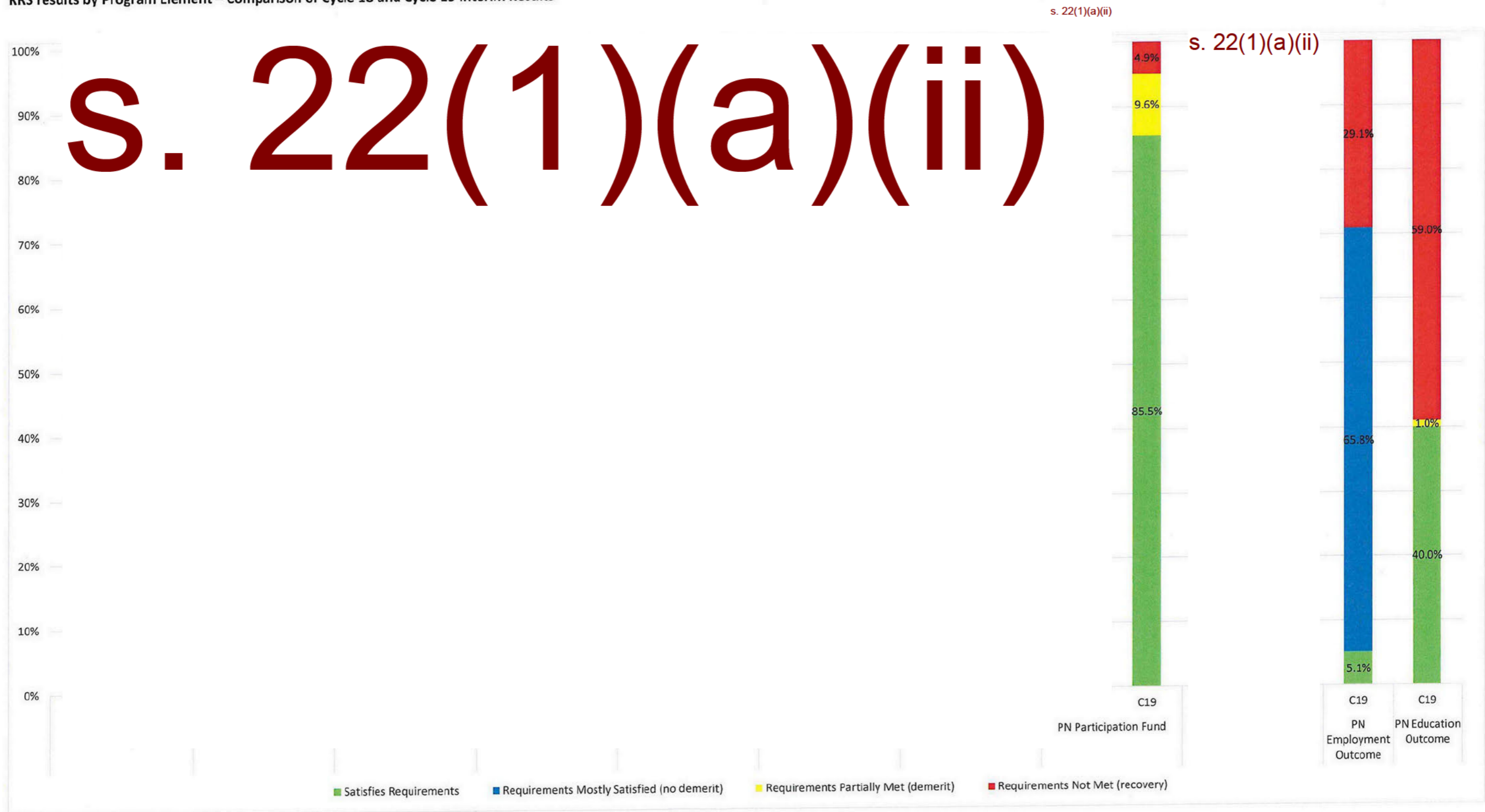
s. 22(1)(a)(ii)

43. Cycle 19 saw the introduction of ParentsNext Education Outcomes to the RRS. Claims assessed for this program element had a significantly low compliance rate when compared with the other program elements tested in the RRS. The most common deficiencies for ParentsNext Education Outcomes related to the documentary evidence missing the course commencement and/or completion date. In some circumstances, it was identified that Providers who deliver services under multiple contracts may be interpreting the documentary evidence requirements for ParentsNext to be the same as the Transition to Work requirements, where course commencement or completion dates are not required for Education attainment outcomes. It is also not standard practice for documentary evidence from Registered Training Organisations (RTO) to have this information, requiring Providers to request this specifically from the RTO. Providers have been reminded of the documentary evidence requirements specific to ParentsNext Education Outcomes and reminded to claim according to the ParentsNext guidelines in the latest Provider Learnings.

s. 22(1)(a)(ii)

46. The Assurance Operations Team will work closely with the ParentsNext program area to increase compliance for this program element.

RRS results by Program Element – Comparison of Cycle 18 and Cycle 19 Interim Results



s. 22(1)(a)(ii)

From: s. 22(1)(a)(ii) ;
Sent: Tuesday, 28 June 2022 1:55 PM
To: s. 22(1)(a)(ii)
Cc: DESE - Assurance Activities; s. 22(1)(a)(ii)
Subject: RE: Final RRS education outcomes results - re Cycle 19 Overrides [SEC=OFFICIAL]
Attachments: RRS Cycle 20 - PEDU Row Level Results.xlsx


Hi s. 22(1)(a)(ii),

Attached are the row level results for ParentsNext Education Outcomes/ claim by claim results.

Let me know if you have any questions.

s. 22(1)(a)(ii)

Assurance Operations | Quality Assurance and Risk Management Branch
Australian Government Department of Education, Skills and Employment
s. 22(1)(a)(ii) ;
www.dese.gov.au



The Department of Education, Skills and Employment acknowledges the traditional owners and custodians of country throughout Australia and their continuing connect community. We pay our respects to them and their cultures, and Elders past, present and emerging.

From: s. 22(1)(a)(ii) ;
Sent: Tuesday, 28 June 2022 1:36 PM
To: s. 22(1)(a)(ii)
Cc: DESE - Assurance Activities s. 22(1)(a)(ii)
Subject: RE: Final RRS education outcomes results - re Cycle 19 Overrides [SEC=OFFICIAL]

Hi s. 22(1)(a)(ii)

Final results are attached to this email, including recovery values.

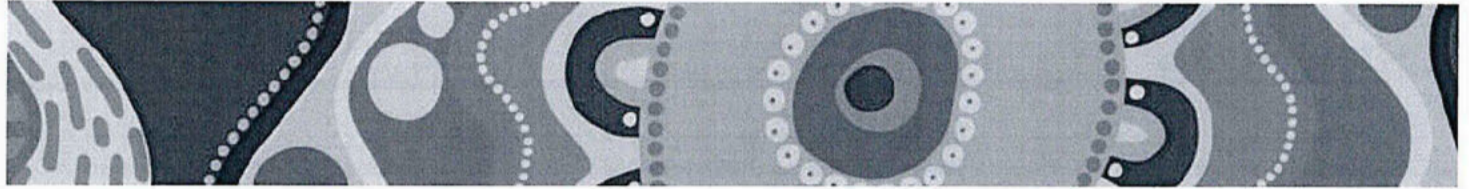
Please let me know if you need any further details e.g. deficiencies or row by row results.

Happy to help with anything else required.

Kind regards,

s. 22(1)(a)(ii)

Assurance Operations | Quality Assurance and Risk Management Branch
Australian Government Department of Education, Skills and Employment
s. 22(1)(a)(ii) ; | ;
www.dese.gov.au



The Department of Education, Skills and Employment acknowledges the traditional owners and custodians of country throughout Australia and their continuing connect community. We pay our respects to them and their cultures, and Elders past, present and emerging.

From: s. 22(1)(a)(ii) ; s. 22(1)(a)(ii)

Sent: Tuesday, 28 June 2022 1:12 PM

To: s. 22(1)(a)(ii)

Cc: 1

DESE - Assurance Activities s. 22(1)(a)(ii)

s. 22(1)(a)(ii)

Subject: Final RRS education outcomes results - re Cycle 19 Overrides [SEC=OFFICIAL]

Hi s. 22(1)(a)(ii),

Could we please have a final version of the Edu RRS19 results for our files, as I understand from this extract (below) from s. 22(1)(a)(ii) email on the 15th of June re Cycle 19 Overrides that there are some changes to the final results. My director is chasing these numbers too.

These overrides have been put into place and the Qlik app has been updated. There are 20 records where the final overall result changed, and in all cases it was for the worse. There were several records that originally Satisfies Requirements but now have results of Not Met or Partially Met. The reason I have put in for the override is: "A problem was identified with several formulas within the ParentsNext Education Outcomes Cycle 19 tool. Changes have been made in accordance with the Summary table emailed by Data Analytics (s. 22(1)(a)(ii)) on 15 June 2022."

Kind regards

s. 22(1)(a)(ii)

ParentsNext Team

Employment Services Programs | Workforce Australia Provider Support

Australian Government Department of Education, Skills and Employment


s. 22(1)(a)(ii)



Australian Government



ParentsNext



The Department of Education, Skills and Employment acknowledges the traditional owners and custodians of country throughout Australia and their continuing connection to land, waters and community. We pay our respects to them and their cultures, and Elders past, present and emerging.

s. 22(1)(a)(ii)

Site	Creator's User I	Creator's Na	Result	Deficiencies
-	-	-	Requirements not met	7,13
-	-	-	Requirements not met	7
-	-	-	Requirements not met	7
-	-	-	Requirements not met	6,11,13
-	-	-	Satisfies requirements	-
-	-	-	Requirements not met	7,13
-	-	-	Requirements not met	7,13
-	-	-	Requirements partially met	6,11
-	-	-	Satisfies requirements	-
-	-	-	Requirements not met	7
-	-	-	Satisfies requirements	-
-	-	-	Requirements not met	6,13
-	-	-	Satisfies requirements	-
-	-	-	Requirements not met	7
-	-	-	Requirements not met	7
-	-	-	Requirements not met	7,13
-	-	-	Requirements not met	7
-	-	-	Satisfies requirements	-
-	-	-	Requirements not met	7
-	-	-	Requirements not met	7
-	-	-	Requirements not met	7
-	-	-	Requirements not met	7
-	-	-	Requirements not met	7
-	-	-	Satisfies requirements	-
-	-	-	Requirements partially met	6,11
-	-	-	Requirements not met	6,11,13
-	-	-	Satisfies requirements	-
-	-	-	Requirements partially met	6
-	-	-	Requirements not met	6,11,13
-	-	-	Requirements not met	7
-	-	-	Requirements not met	7
-	-	-	Requirements not met	3,5,7
-	-	-	Requirements not met	2
-	-	-	Satisfies requirements	-
-	-	-	Satisfies requirements	-
-	-	-	Satisfies requirements	-
-	-	-	Requirements not met	6,7
-	-	-	Requirements not met	7,13
-	-	-	Satisfies requirements	-
-	-	-	Satisfies requirements	-
-	-	-	Satisfies requirements	-
-	-	-	Requirements not met	7
-	-	-	Requirements not met	7
-	-	-	Satisfies requirements	-
-	-	-	Satisfies requirements	-
-	-	-	Requirements partially met	6
-	-	-	Satisfies requirements	-
-	-	-	Satisfies requirements	-
-	-	-	Requirements not met	13
-	-	-	Requirements not met	7,13
-	-	-	Requirements not met	13
-	-	-	Satisfies requirements	-
-	-	-	Requirements not met	13
-	-	-	Satisfies requirements	-
-	-	-	Requirements not met	6,13
-	-	-	Satisfies requirements	-
-	-	-	Requirements not met	13
-	-	-	Satisfies requirements	-
-	-	-	Requirements not met	13
-	-	-	Satisfies requirements	-
-	-	-	Satisfies requirements	-
-	-	-	Requirements not met	7
-	-	-	Requirements not met	6,11,13
-	-	-	Requirements not met	6,7
-	-	-	Requirements not met	6,7,13
-	-	-	Requirements not met	7,13
-	-	-	Requirements not met	2
-	-	-	Requirements not met	4,7
-	-	-	Requirements not met	6,7
-	-	-	Requirements not met	7
-	-	-	Requirements not met	7
-	-	-	Requirements not met	7

s. 47G(1)(a)

-	Requirements not met	7
-	Requirements not met	13
-	Requirements not met	13
-	Requirements not met	6,7
-	Requirements not met	7
-	Requirements not met	7
-	Requirements not met	7
-	Requirements not met	7
-	Satisfies requirements	-
-	Satisfies requirements	-
-	Satisfies requirements	-
-	Requirements not met	13
-	Satisfies requirements	-
-	Satisfies requirements	-
-	Requirements not met	6,8,11
-	Requirements not met	3,5,6,11
-	Requirements partially met	6
-	Requirements partially met	6
-	Requirements not met	7
-	Requirements not met	6,13
-	Requirements partially met	6,11
-	Requirements partially met	6
-	Satisfies requirements	-
-	Satisfies requirements	-
-	Satisfies requirements	-
-	Satisfies requirements	-
-	Satisfies requirements	-
-	Requirements not met	13
-	Requirements not met	3,13
-	Requirements not met	13
-	Satisfies requirements	-
-	Requirements not met	13

\$313.2	\$0.	\$313.2
\$313.2	\$0.	\$313.2
\$313.2	\$0.	\$313.2
\$313.2	\$0.	\$313.2
\$313.2	\$0.	\$313.2
\$313.2	\$0.	\$313.2
\$313.2	\$0.	\$313.2
\$313.2	\$0.	\$313.2
\$0.	\$0.	\$0.
\$0.	\$0.	\$0.
\$0.	\$0.	\$0.
\$313.2	\$0.	\$313.2
\$0.	\$0.	\$0.
\$0.	\$0.	\$0.
\$313.2	\$0.	\$313.2
\$313.2	\$0.	\$313.2
\$0.	\$0.	\$0.
\$0.	\$0.	\$0.
\$313.2	\$0.	\$313.2
\$313.2	\$0.	\$313.2
\$0.	\$0.	\$0.
\$0.	\$0.	\$0.
\$0.	\$0.	\$0.
\$0.	\$0.	\$0.
\$0.	\$0.	\$0.
\$0.	\$0.	\$0.
\$313.2	\$0.	\$313.2
\$313.2	\$0.	\$313.2
\$313.2	\$0.	\$313.2
\$0.	\$0.	\$0.
\$313.2	\$0.	\$313.2

s. 22(1)(a)(ii)

From: s. 22(1)(a)(ii)
Sent: Tuesday, 28 June 2022 1:36 PM
To: s. 22(1)(a)(ii)
Cc: DESE - Assurance Activities
Subject: RE: Final RRS education outcomes results - re Cycle 19 Overrides [SEC=OFFICIAL]
Attachments: RRS 20 - PEDU Results from Qlik.xlsx

Hi s. 22(1)(a)(ii),

Final results are attached to this email, including recovery values.

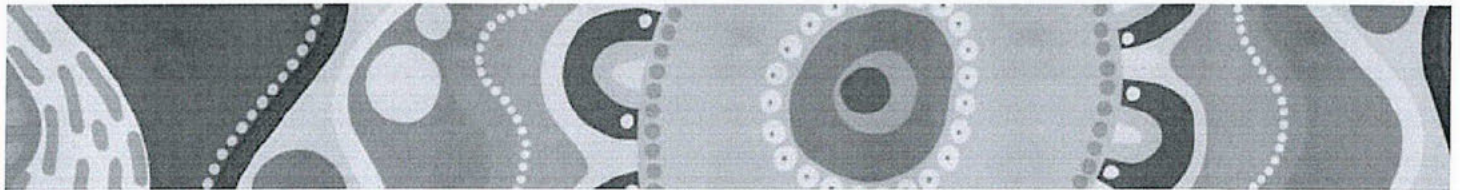
Please let me know if you need any further details e.g. deficiencies or row by row results.

Happy to help with anything else required.

Kind regards,

s. 22(1)(a)(ii)

Assurance Operations | Quality Assurance and Risk Management Branch
Australian Government Department of Education, Skills and Employment
s. 22(1)(a)(ii)
www.dese.gov.au



The Department of Education, Skills and Employment acknowledges the traditional owners and custodians of country throughout Australia and their continuing connect community. We pay our respects to them and their cultures, and Elders past, present and emerging.

From: s. 22(1)(a)(ii)
Sent: Tuesday, 28 June 2022 1:12 PM
To: s. 22(1)(a)(ii)
Cc: s. 22(1)(a)(ii)
s. 22(1)(a)(ii)
Subject: Final RRS education outcomes results - re Cycle 19 Overrides [SEC=OFFICIAL]

Hi s. 22(1)(a)(ii),

Could we please have a final version of the Edu RRS19 results for our files, as I understand from this extract (below) from s. 22(1)(a)(ii) email on the 15th of June re Cycle 19 Overrides that there are some changes to the final results. My director is chasing these numbers too.

These overrides have been put into place and the Qlik app has been updated. There are 20 records where the final overall result changed, and in all cases it was for the worse. There were several records that originally Satisfies Requirements but now have results of Not Met or Partially Met. The reason I have put in for the override is: "A problem was identified with several formulas within the ParentsNext Education Outcomes Cycle 19 tool. Changes

have been made in accordance with the Summary table emailed by Data Analytics (s. 22(1)(a)(ii)) on 15 June 2022.”

Kind regards

s. 22(1)(a)(ii)

ParentsNext Team

Employment Services Programs | Workforce Australia Provider Support
Australian Government Department of Education, Skills and Employment
Phone: s. 22(1)(a)(ii)

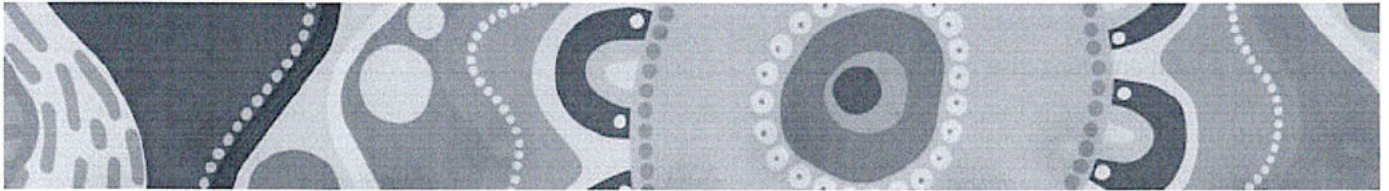
s. 22(1)(a)(ii)



Australian Government



ParentsNext



The Department of Education, Skills and Employment acknowledges the traditional owners and custodians of country throughout Australia and their continuing connection to land, waters and community. We pay our respects to them and their cultures, and Elders past, present and emerging.

Result Program Element	Totals			Not Started		Satisfies requirements			
	# Records	% Records	\$ Total Recovered	# Records	% Records	\$ Total Rec	# Records	% Records	\$ Total Rec
Totals	105	100.0%	\$19,352.4	0	0.0%	\$0.	35	33.3%	\$0.
ParentsNext Educat	105	100.0%	\$19,352.4	0	0.0%	\$0.	35	33.3%	\$0.

Requirements mostly satisfied			Requirements partially met			Requirements not met (show caus			Requirements not met		
# Records	% Records	\$ Total Rec	# Records	% Records	\$ Total Rec	# Records	% Records	\$ Total Rec	# Records	% Records	\$ Total Recovered
0	.%	\$0.	8	7.6%	\$0.	0	.%	\$0.	62	59.%	\$19,352.4
0	.%	\$0.	8	7.6%	\$0.	0	.%	\$0.	62	59.%	\$19,352.4