



Australian Government

VET **Student** Loans

Annual Statistical Report 2019

With the exception of the Commonwealth Coat of Arms, the Department's logo, any material protected by a trade mark and where otherwise noted all material presented in this document is provided under a [Creative Commons Attribution 4.0 International](http://creativecommons.org/licenses/by/3.0/au/) (http://creativecommons.org/licenses/by/3.0/au/) licence.

The details of the relevant licence conditions are available on the Creative Commons website (accessible using the links provided) as is the full legal code for the [CC BY 4.0 International](http://creativecommons.org/licenses/by/4.0/legalcode) (http://creativecommons.org/licenses/by/4.0/legalcode).

The document must be attributed as the VSL Annual Statistical Report 2019

Introduction

The report focuses on students whose tuition fees were paid (whether in whole or in part) using a VET Student Loan (VSL) in 2019. This report refers to these students as **VSL-assisted students**.

Information relating to students who have not accessed a VET Student Loan (or non-VSL-assisted students) is not included in this report.

This report covers the whole of calendar year 2019, reported *as at 13 May 2020*. Numbers in this report are not the sums of the corresponding numbers in the two six-monthly reports that cover the same period. Changes to the data provided to the Department since publication of the six-monthly reports have been taken into account in this report. Student counts and enrolment counts are calculated across the entire year, so a student that studied in both halves of the year will only be counted once in this report, whereas they would have been reported in each of the six-monthly reports.

Background: The VET Student Loans program

The VET Student Loans program commenced on 1 January 2017, replacing the VET FEE-HELP scheme, which closed to new students on 31 December 2016.

This delivered on the Government's commitment to redesign the VET income contingent loans program so that it is student centred, delivers high quality training, is fiscally sustainable, and holds providers to account. The new program focuses on program integrity, manages risk and promotes confidence in the regulated VET market by ensuring students are both academically suited to their course and are studying under a quality provider.

VET Student Loans offers income contingent loan support to eligible students studying approved diploma level and above vocational education and training qualifications. In 2019, eligible students were entitled to access loans up to a capped amount of either \$5,171, \$10,342 or \$15,514 based on cost of delivery, though the Minister has the power to provide different (and higher) caps for particular courses (for example, aviation related courses).

The list of current VET Student Loans approved courses and maximum loan amount by course is available in the *VET Student Loans (Courses and Loan Caps) Determination 2016*¹.

Context: Commencement of the full VET Student Loans program

The twelve-month period covered in this report represents the period during which approved course providers operated with full approval under the VET Students Loans program.

To be fully approved, registered training organisations had to submit an application, with successful applicants being given full approval for periods of between two and a half and seven years (the maximum allowed²).

Over the full year, a total of 194 providers operated as approved course providers under the VET Student Loans Program. During the period from 1 July 2019 to 31 December 2019, 187 providers operated as approved course providers under the VET Student Loans program. This was down from the 192 providers during the first half of 2019.

VET Student Loans – 2019

In 2019, 194 registered training organisations (RTOs) operated as approved course providers for VET Student Loans. Table 1 in the Addendum to this report sets out student and loan information for each of these providers.

In addition, this report provides highlights and commentary on the information detailed in Table 1, namely:

- Approved course providers
- Value of VET Student Loans
- VSL-assisted students
- Completions
- Tuition fees.

¹ <https://www.legislation.gov.au/Series/F2016L02016>

² Section 29, *VET Student Loans Act 2016*, <https://www.legislation.gov.au/Series/C2016A00098>

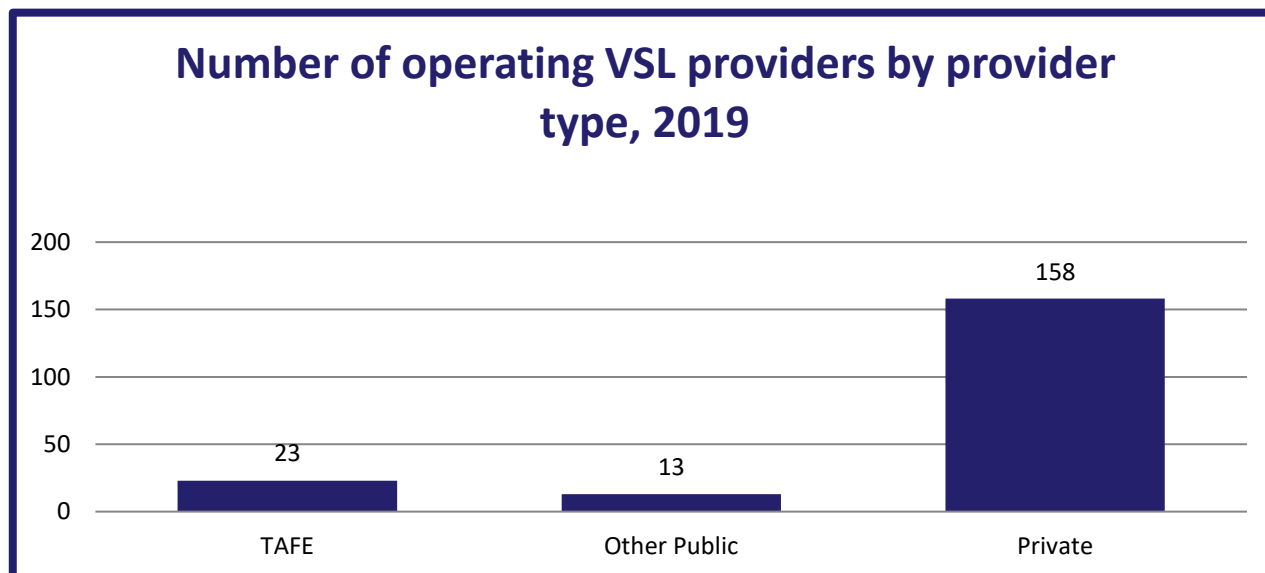
Approved course providers

The 194 approved course providers comprised:

- 23 TAFEs
- 13 other public organisations (including Table A providers), and
- 158 private providers.

The numbers of providers in these different categories is shown in Figure 1.

Figure 1: Approved course providers by type, 2019



The names of each of the 194 approved course providers that operated during 2019 are provided in Table 1.


Value of VET Student Loans

The amount paid to approved course providers in respect of VET Student Loans approved for students studying eligible courses in 2019, was \$275,930,934. A breakdown by approved course provider is provided in Table 1.

Figure 2 shows the value of VET Student Loans paid for study undertaken during each month³.

³ Study undertaken during each month is defined as a part of the course where the census day is in that month, regardless of when payment was made, as at 13 May 2020.

Figure 2: Value of VET Student Loans paid for study undertaken in each month of 2019

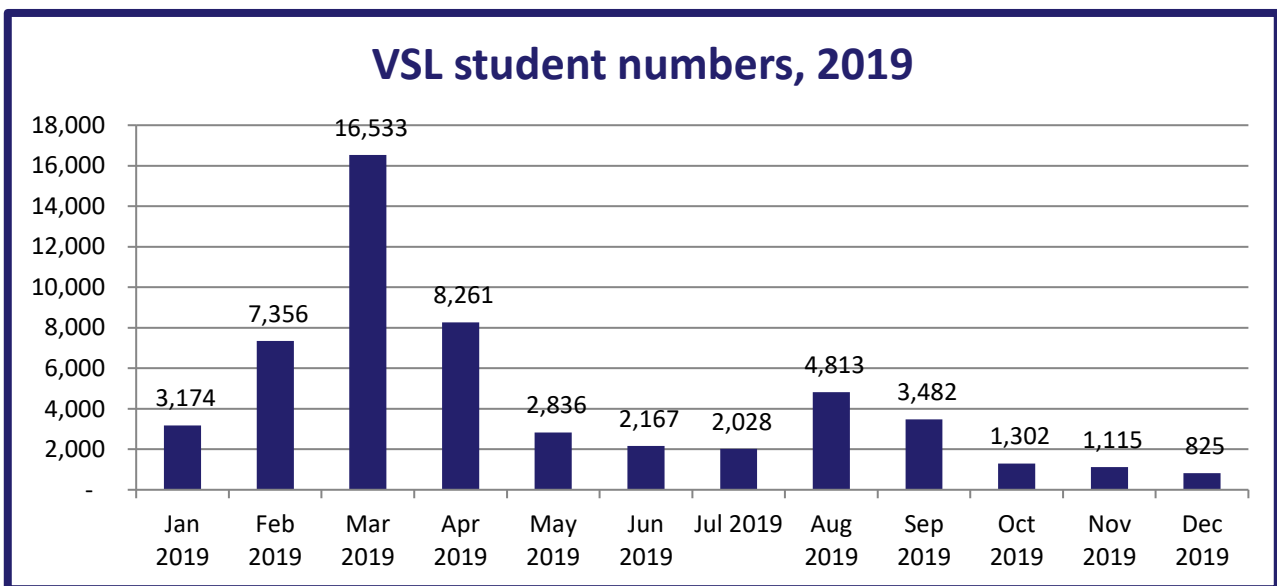


VSL-assisted students

A total of 53,892 students undertook a part of a course with a census day during 2019, where the part of the course being studied was VSL-assisted (Table 1).

Figure 3 shows, by month, when these 53,892 students had their first part of the course that was VSL-assisted in 2019.

Figure 3: VSL-assisted student numbers, first time VSL-assisted during 2019



Monthly student commencement numbers peaked in March 2019, while the high level in VSL payments for August and September, suggests that many students studied across the whole year. It should be noted that some students may have had a VSL-assisted unit of study in more than one month. This would occur, for example, if they accessed a VET Student Loan for more than one part of a course, or for more than one course. These students are represented only the first time they accessed a VET Student Loan.

A breakdown of students by provider is shown in Table 1. However, the total of 53,892 only counts each student once, regardless of how many providers they were studying at.

Completions

A relatively small number of students (15,994) are recorded as having completed a course based on data reported for the year, as shown in Table 1. This is due to the following factors:

- this report only covers students who have paid for study reported within the 2019 year with a VET Student Loan and the majority of these students commenced their courses during 2019
- 230 (97 per cent) of the 237 courses on the VET Student Loans (Courses and Loan Caps) for 2019 were at either the Diploma or Advanced Diploma level, which typically have lengths of one to two years⁴
- This report only includes course completion data reported as at 13th May 2020. Therefore, a completed course that had a final census day occur in 2019 would not be included in this report if the course completion was reported after 13th May 2020.

Thus, most VSL-assisted students reported as having studied in 2019, would not have had time to complete their course by 31 December 2019. For this reason, this report also includes information on unit of study completion rates in Table 1.

A course consists of a number of units of study (referred to as “parts of the course” in the *VET Student Loans Rules 2016*). Thus, reporting on unit of study completion rates provides an alternative way of presenting information on students’ progression through their courses at this early stage of the program.

The unit of study completion rate is the proportion of units of study that were passed, of the total units of study undertaken, with units of study measured in Equivalent Full Time Student Load (EFTSL) rather than student numbers. Units of study undertaken are units that providers have reported as being withdrawn from, failed or successfully completed, as well as units for which providers have failed to report a completion status.

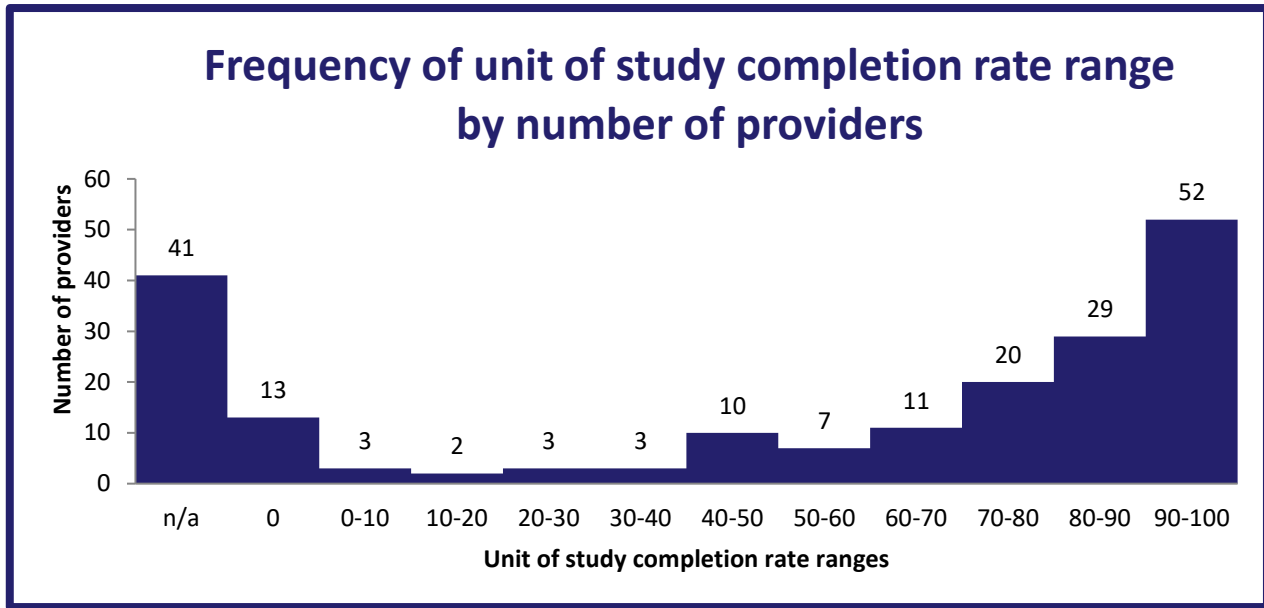
The overall unit of study completion rate for VSL-assisted students is 81.5 per cent for 2019. This is down by 9.6 percentage point from the rate reported in the *VET Student Loans Six-monthly report 1 July 2019 to 31 December 2019* and an increase from the unit of study completion rate of 76.2 per cent reported in the *VET Student Loans Six-monthly report 1 January 2019 to 30 June 2019*. Given that the “as at date” for this report is 13 May 2020, four months after the end of 2019, more students will have had a chance to complete units of study than indicated in the six-monthly reports due to the expediency with which those reports are required to be published after the ends of their respective reporting periods⁵.

Figure 4 shows a histogram of unit of study completion rates for 2019. Of the 194 VSL providers that had students who accessed a VET Student Loan in 2019, 13 (seven per cent) had a unit of study completion rate of zero, with 101 (52 per cent) having unit of study completion rates above 70 per cent. A unit of study completion rate could not be calculated for 41 providers (twenty one per cent) that reported all of their students’ units of study as being still in progress.

⁴ Australian Qualifications Framework Second Edition January 2013, <https://www.aqf.edu.au/sites/aqf/files/aqf-2nd-edition-january-2013.pdf>

⁵ Units reported as still in progress are excluded from the unit of study completion rate calculation. Providers report the final completion status of such units once completed (successfully or otherwise). A unit of study will generally include multiple units of competency (subjects). Unit of study completion rates therefore cannot be compared to subject load pass rates published by the National Centre for Vocational Education Research.

Figure 4: Histogram of VSL-assisted student unit of study completion rates, 2019



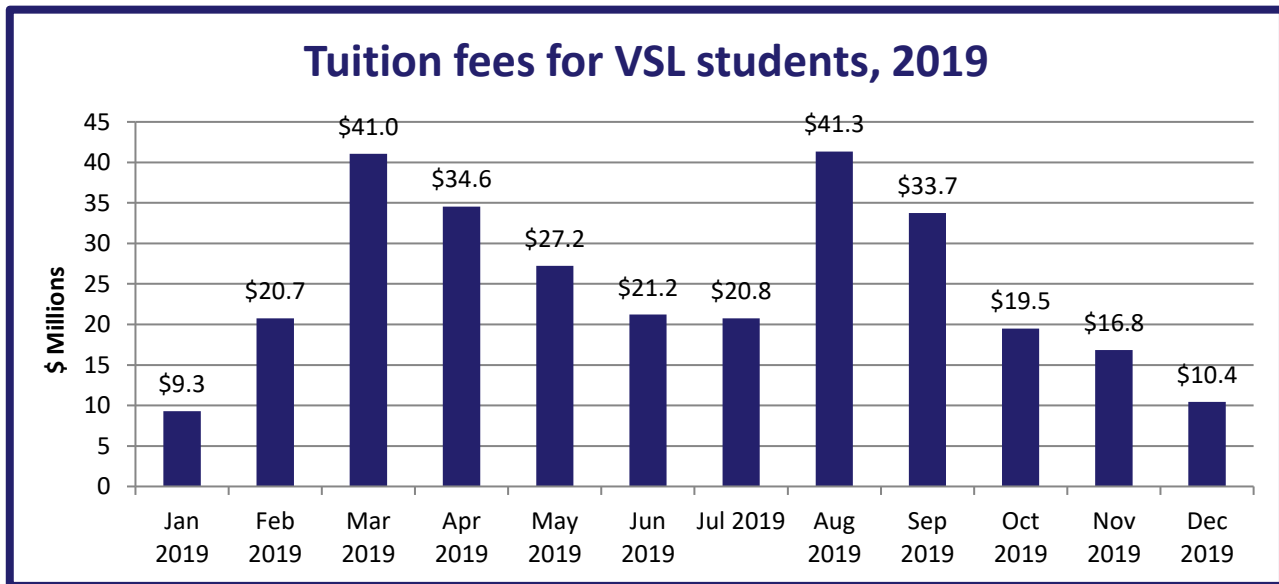
Tuition fees

In 2019, VSL-assisted students were charged a total of \$296,687,590 in course tuition fees. VSL-assisted students paid \$20,611,812 of their tuition fees up front in addition to the amounts paid in VET Student Loans.

Figure 5 provides a breakdown of tuition fees charged to VSL-assisted students in 2019, by month.

Tuition fees charged peaked in August 2019, commensurate with the peaks in value of loans paid for study undertaken and student numbers.

Figure 5: Tuition fees charged to VSL-assisted students by month, 2019



Additional VET student loan provider and course information

The Addendum table 1, in excel format, provides the Vet Student Loan data listed in the report for the reporting period 1 January 2019 to 31 December 2019.

The Addendum tables 2 to 6, in excel format, provide additional information on approved course providers and the eligible courses they offered during 2019.

In particular, these tables rank providers in order of VSL-assisted students (Table 2), value of VET Student Loans paid (Table 3), and rank courses in order of VSL-assisted students (Table 4) and in order of value of VET Student Loans paid (Table 5).

These tables also provide the following:

- VSL-assisted student numbers (Table 2 and 3)
- course enrolment numbers⁶ (Tables 4 and 5)
- Equivalent Full-Time Student Load (EFTSL) by provider and by course
- tuition fees charged
- the amount of the tuition fees paid up-front (paid directly to the provider by the student, rather than deferred through a VSL loan)
- the value of VSL loans
- tuition fees per student (Tables 2 and 3)
- tuition fees per course enrolment (Tables 4 and 5)
- tuition fees per EFTSL
- loan amount per student (Tables 2 and 3)
- loan amount per course enrolment (Tables 4 and 5)
- loan amount per EFTSL
- enrolments, loans, tuition fees, students completing courses and unit of study completion rates by provider and course (Table 6).

Seven of the top 10 providers ranked by value of loans paid in Table 3 were public providers (TAFEs/Table A universities). In terms of student numbers, 9 out of the top ten providers were public providers (Table 2).

The Diploma of Nursing is the highest-ranking course both in terms of course enrolments and value of loans paid, as shown in Tables 4 and 5, respectively. Nursing, community services and counselling qualifications are popular with VSL students, as they were under VET FEE-HELP.

Only one changed in the top ten courses ranked by student enrolments in 2019 compared to 2018. The Diploma of Building Design is now ranked in the top ten replacing the Diploma of Leadership and Management.

⁶ Students can enrol in more than one course, so enrolment numbers will always be greater than or equal to student numbers.