



**Australian Government**  
**Department of Employment**

# Preparing VET students for the jobs market

1 June 2016

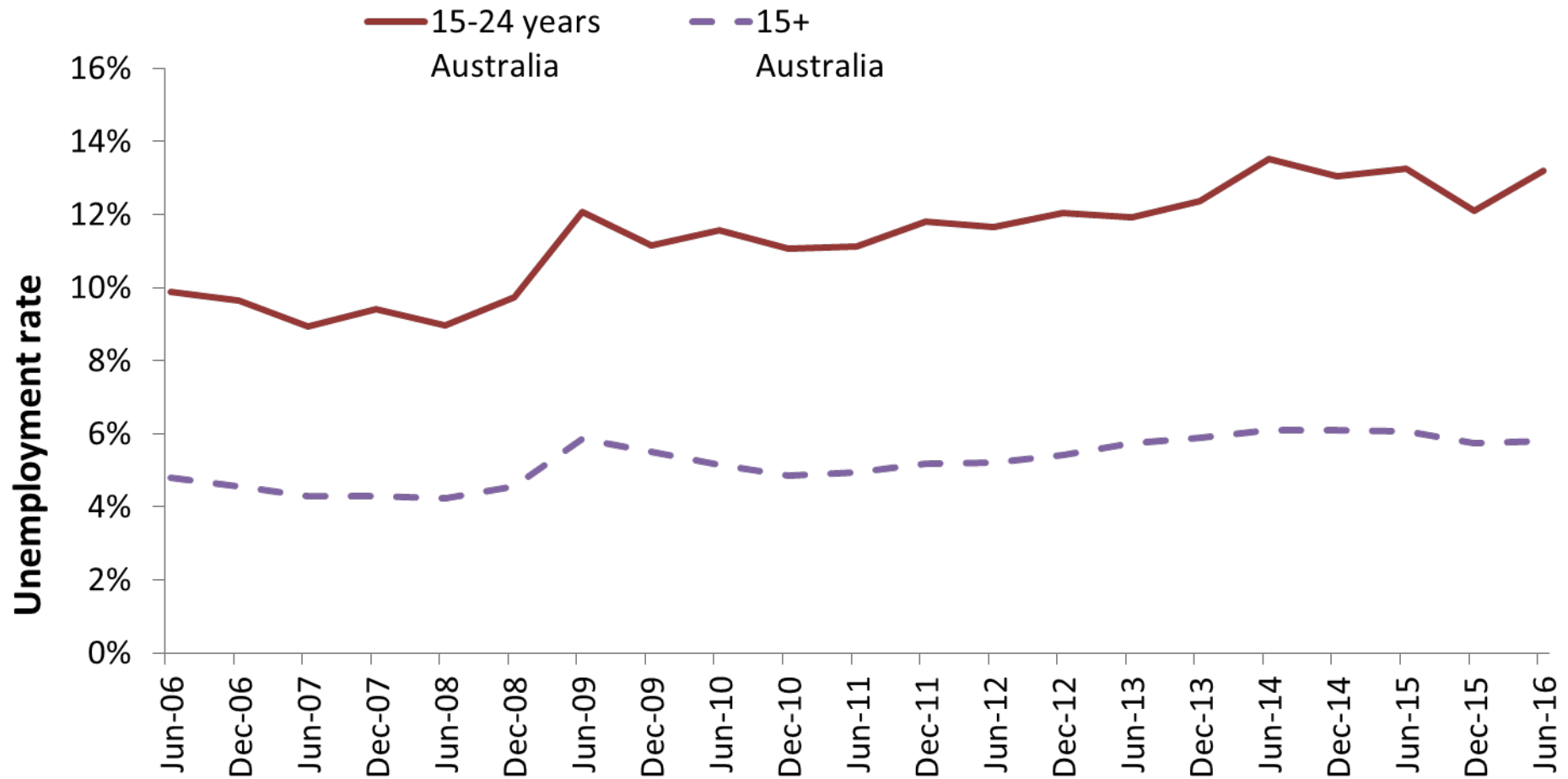
Ivan Neville  
Branch Manager  
Labour Market Research and Analysis Branch

# What we know

Arrows refer to change over twelve months to June 2016

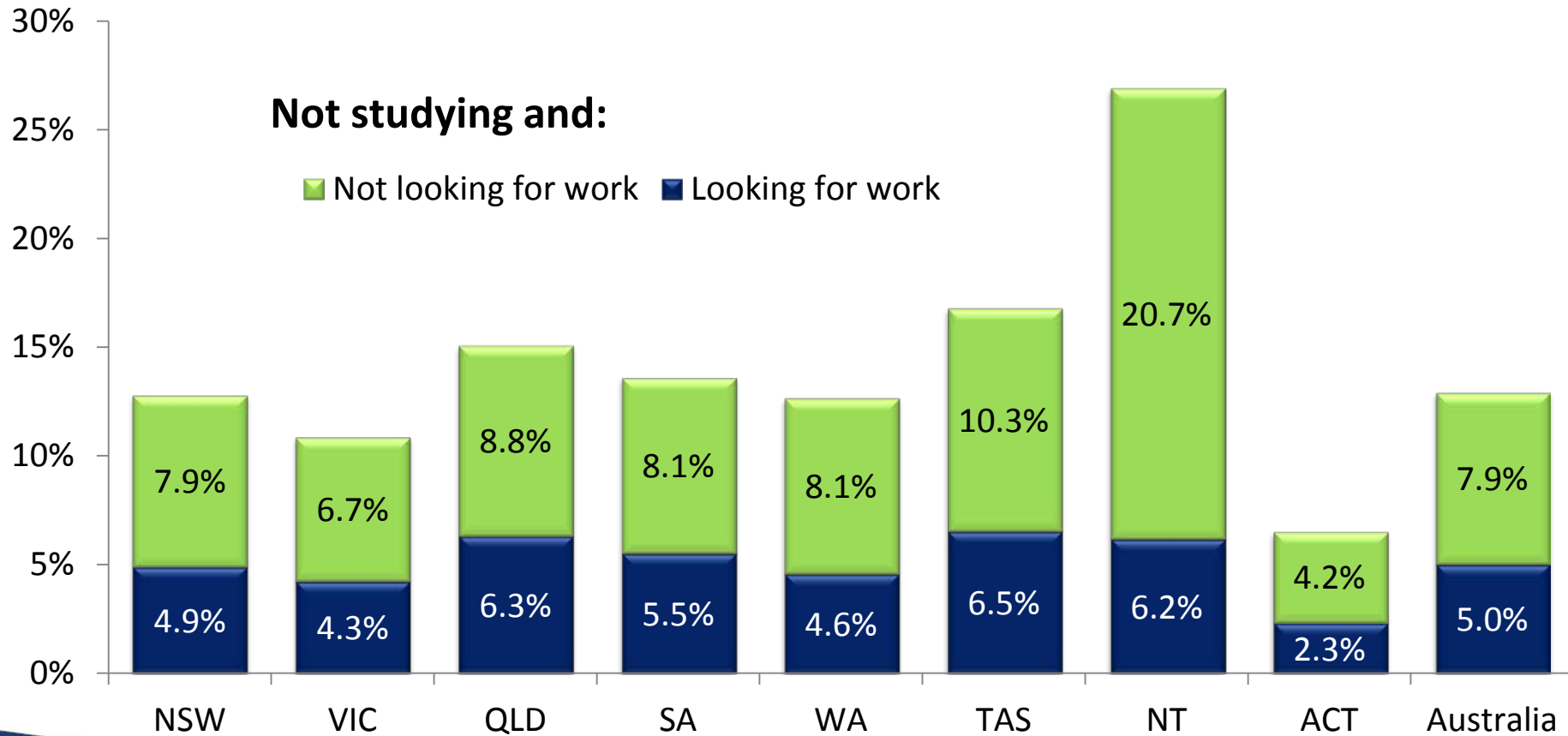
	NSW	Vic	Qld	SA	WA	Tas	NT	ACT
Unemployment rate	5.3% ↓	5.7% ↓	6.5% ↑	7.0% ↓	5.7% ↓	6.6% ↑	3.7% ↓	3.6% ↓
Youth unemployment rate	11.7% ↓	13.2% ↓	12.9% ↓	15.2% ↔	11.1% ↑	15.3% ↓	8.0% ↓	11.4% ↑
Internet Vacancies	66,400 ↑	43,200 ↑	29,700 ↑	7,200 ↓	13,200 ↑	1,600 ↑	2,100 ↑	5,300 ↑

# Youth unemployment a concern



# Youth disengagement is very high in some areas

## 18 to 24 year olds



# Some young people face additional barriers

## Migrants

(non-English speaking\*  
15 – 24 years)

Victoria 17%

NSW 15%

ACT 15%

Western Australia 13%

Australia 13%

## Jobless families

(with children under the  
age of 15)

Northern Territory 20%

Tasmania 18%

South Australia 15%

NSW 15%

Australia 14%

## Indigenous

(15 to 24 years)

Northern Territory 38%

Tasmania 6%

Queensland 5%

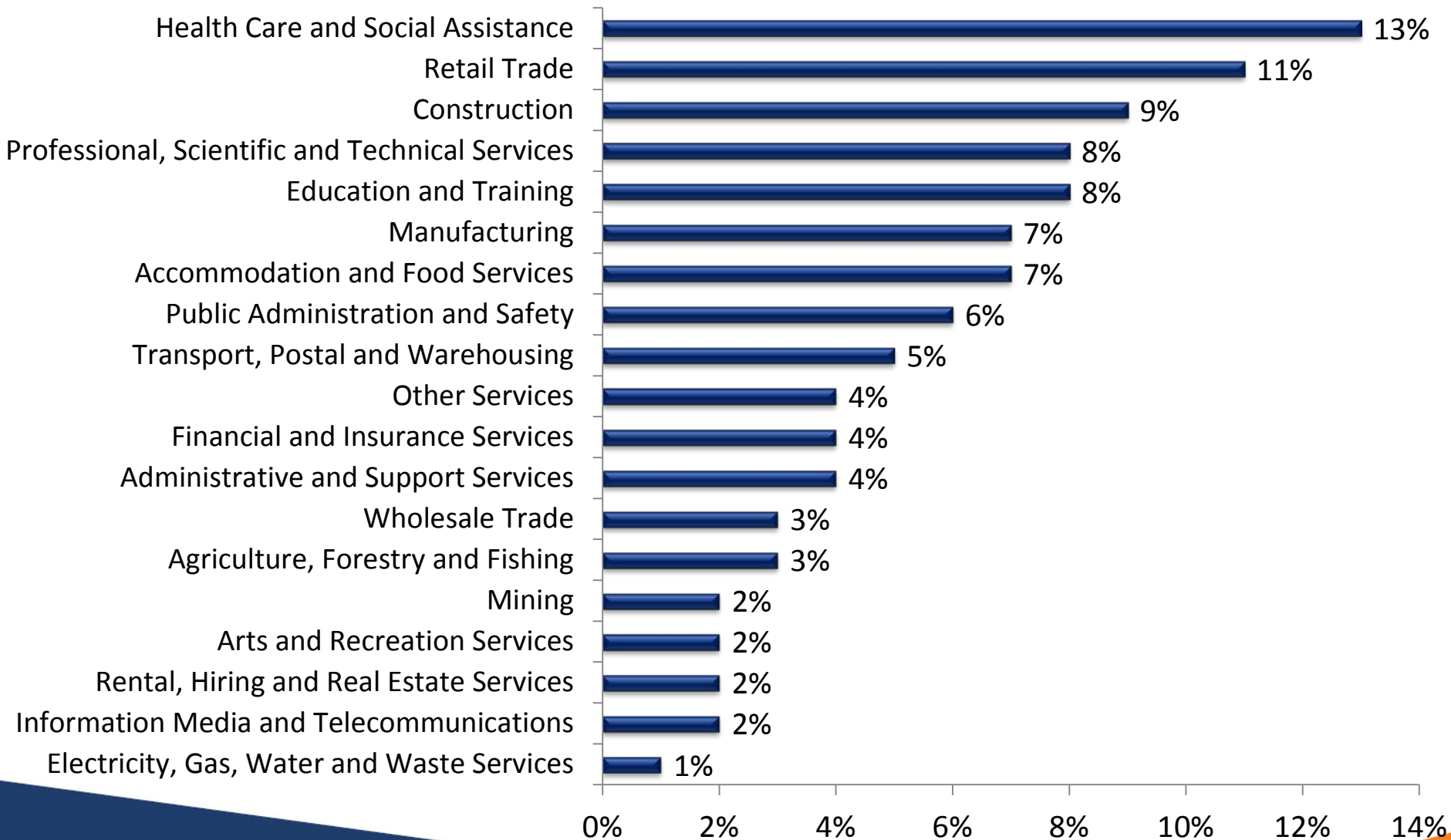
Western Australia 5%

Australia 4%

\*Born in a non-English speaking country

# Where are the jobs?

Largest employing industries as a proportion of total employment



92% of new jobs  
will be in service  
industries

# There will be opportunities

## 989,700 new jobs across Australia by 2020

**250,200**

Health Care and  
Social  
Assistance

**151,200**

Professional,  
Scientific and  
Technical  
Services

**121,700**

Education and  
Training

**106,000**

Retail Trade

**98,800**

Accommodation  
and Food  
Services

Agriculture, Mining  
and Manufacturing  
are projected to  
decline

# Know your region

Know the strengths and the jobs that will be needed

Health and  
Disability care

- is it a retirement hub?

Hospitality  
and Retail

- is tourism strong?

Agriculture

- a large industry in the region?

Construction

- are there large projects or developments in the pipeline?

For more information about your region visit: [lmip.gov.au/](http://lmip.gov.au/)



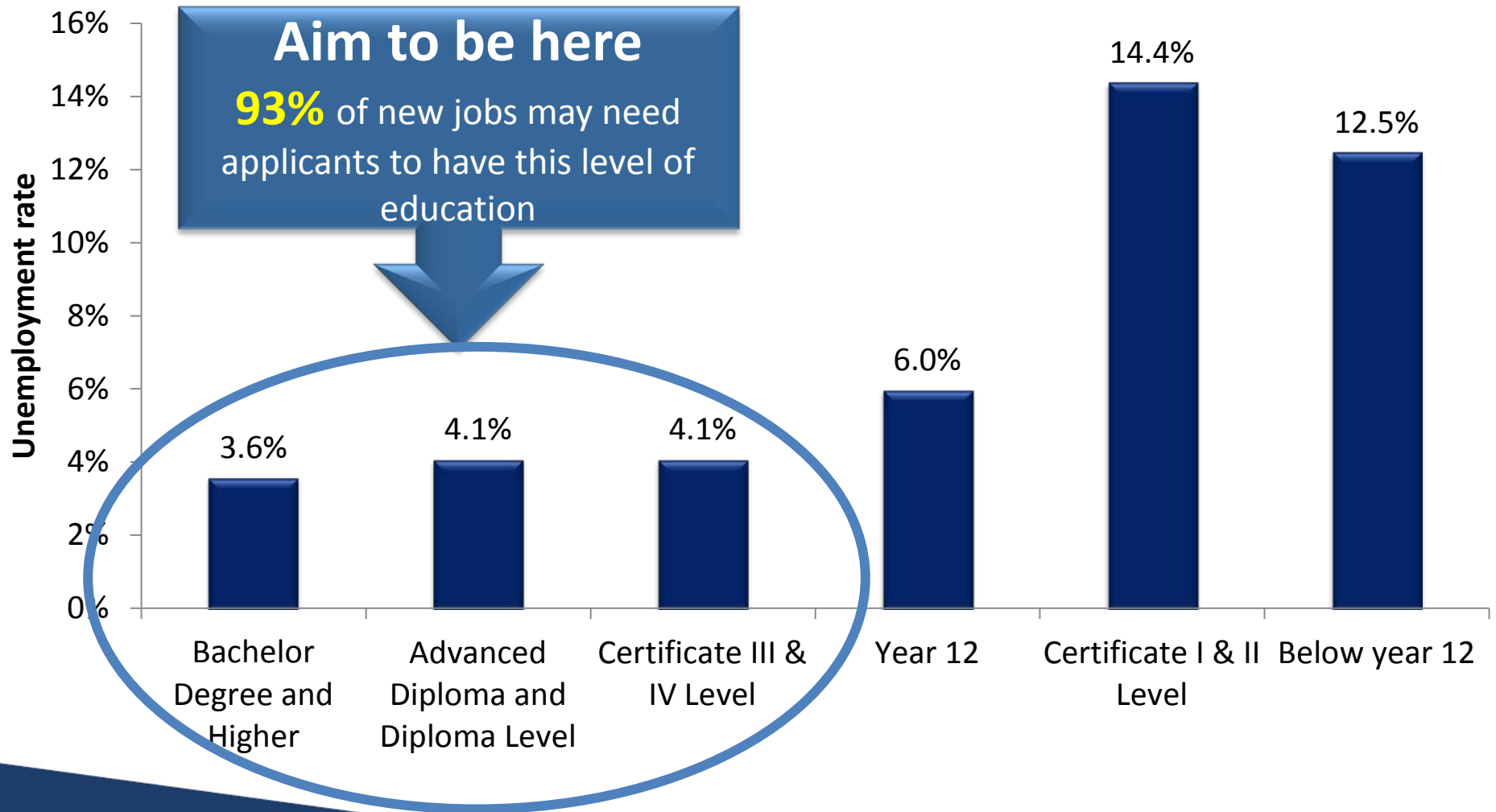


**What do students need to do to increase their odds of employment?**



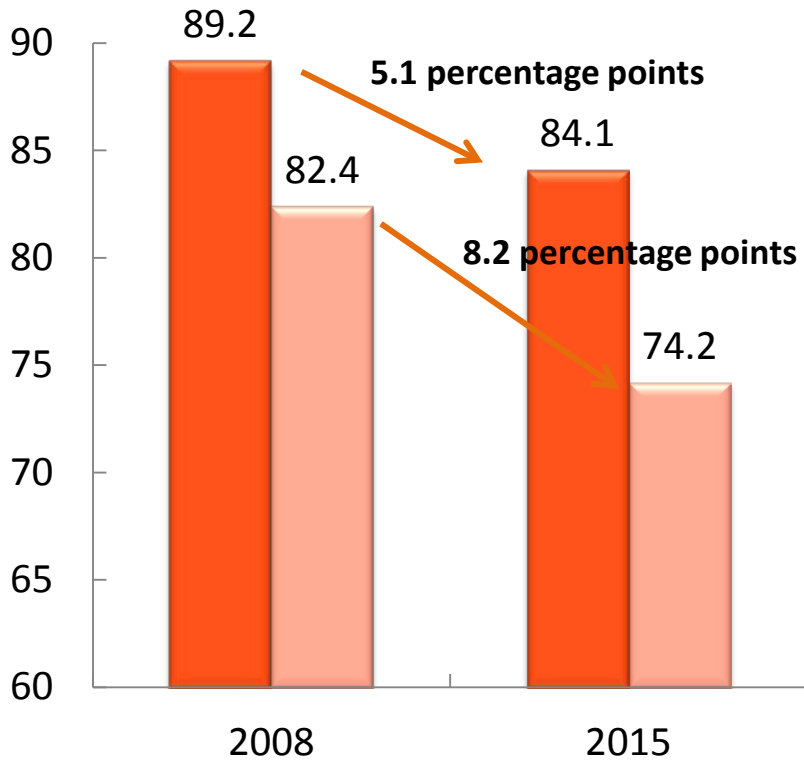
# Further education and training is vital

Unemployment rate by highest level of educational attainment, Australia, 25 to 34 year olds

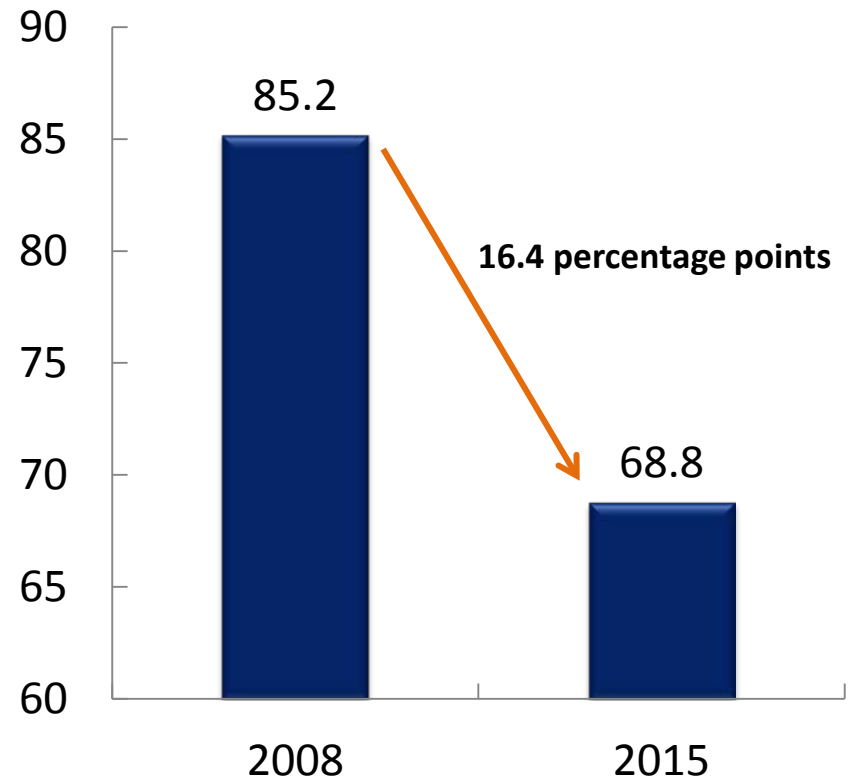


# VET outcomes are holding up

■ Apprentice and Trainee Graduates ■ All VET Graduates

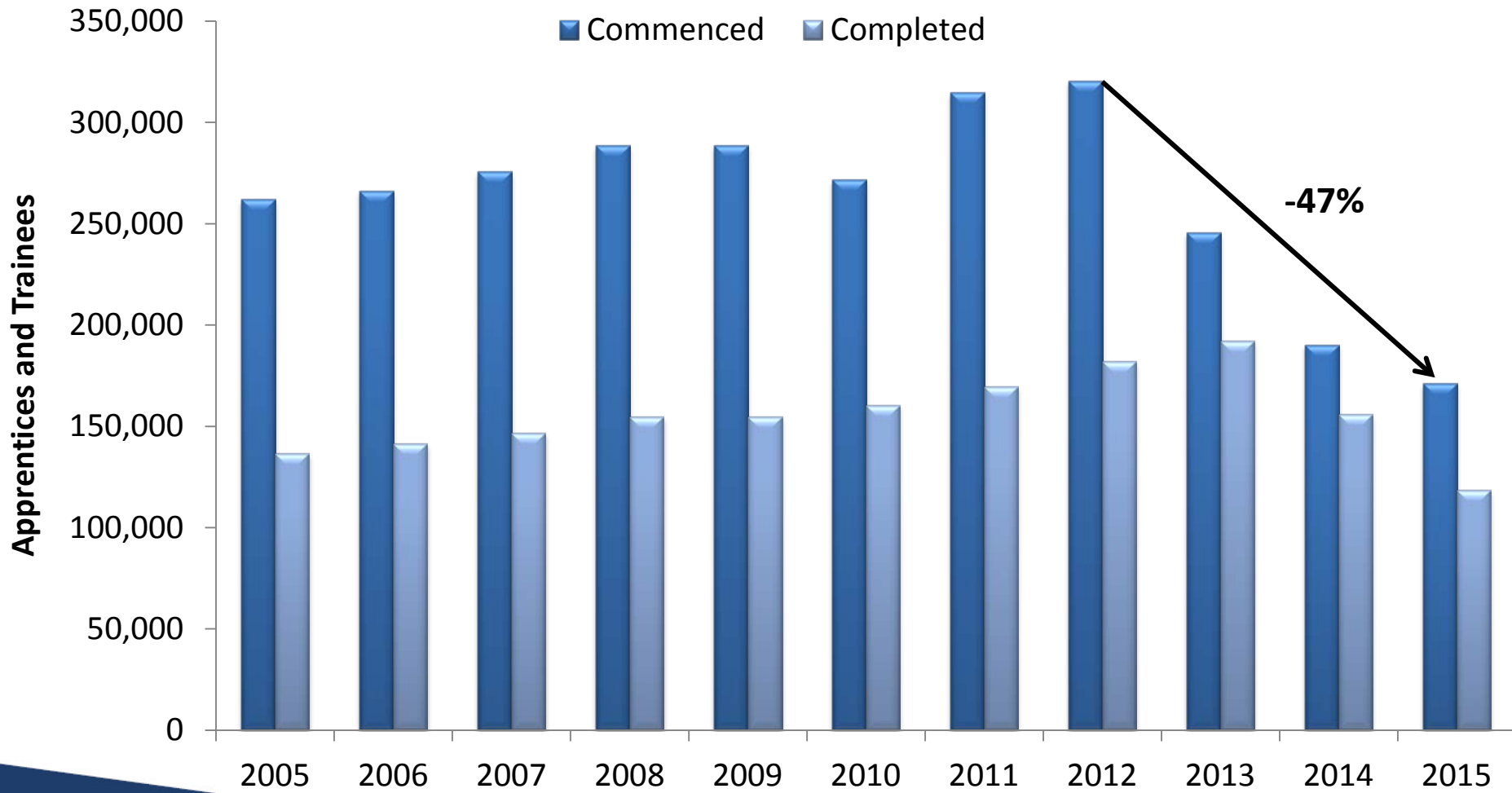


**Apprentice and trainee, and VET graduates who found employment within six months**



**Bachelor degree graduates who found full-time employment within four months**

# Apprentice and trainee numbers have declined



# Students need to ensure they complete a qualification

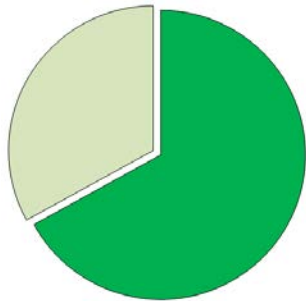


Almost one third of all new apprentices and trainees don't finish

## Common reasons why trade apprenticeships are not completed:

- Not satisfied with the employment experience
- Low wages
- Redundancy

# There are opportunities for new apprentices, but competition can be strong



Apprentice  
vacancies  
filled  
**62%**



An average of  
**22.3**  
applicants per  
apprentice  
vacancy



An average of  
**2.4**  
suitable  
applicants per  
apprentice  
vacancy

Most applicants do not match employers' expectations

## From the employers' perspective

### Easiest

**Electrician Apprentices**  
Greatest applicant  
competition for  
vacancies

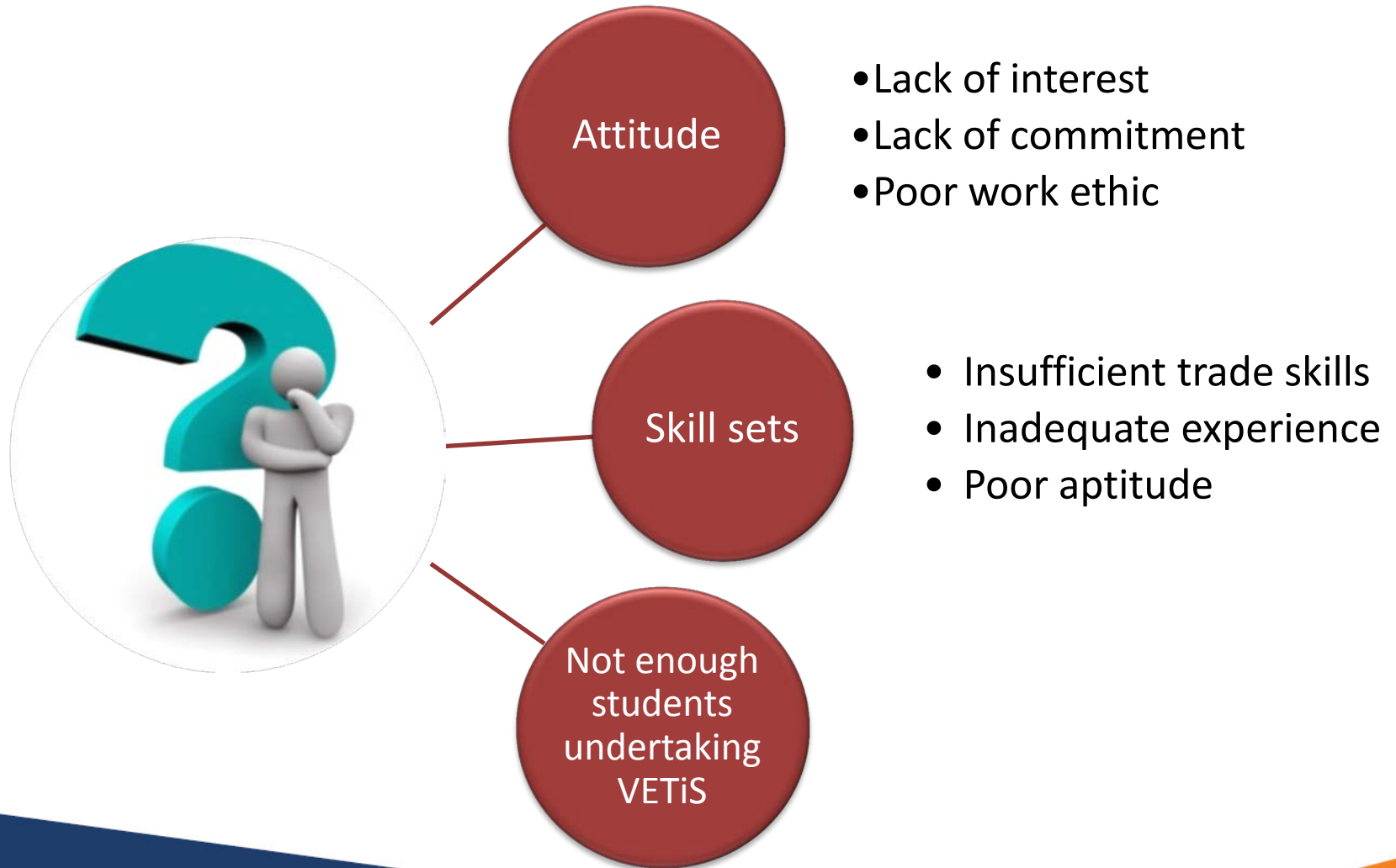
### Hardest

**Construction Trades  
Apprentices**  
Half of vacancies filled  
Smallest pool of  
applicants

### No Applicants

6% of employers had  
**no applicants** for their  
apprenticeship,  
mainly in food and  
automotive trades

# Employers have difficulty finding apprentices due to:



# Relevant experience is vital

Students shouldn't let opportunities pass them by

72% of employers  
looking for Technicians and Trades  
workers required  
relevant experience





# The ideal apprentice demonstrates



# Employers also increasingly seeking these transferable skills...



**Digital literacy**

**Creativity**

**Problem solving**

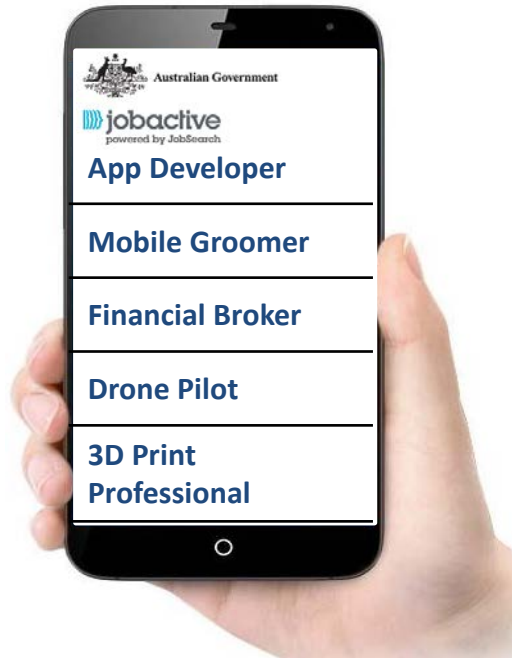
**Financial literacy**

**Critical thinking**

Job advertisements requiring these  
have increased by over 200% since 2012

# ...because jobs are evolving

2016



2036



## What we know:

- Emerging technologies
- Ageing population
- Globalisation

**Learning for life is essential**

# Every application is a learning experience

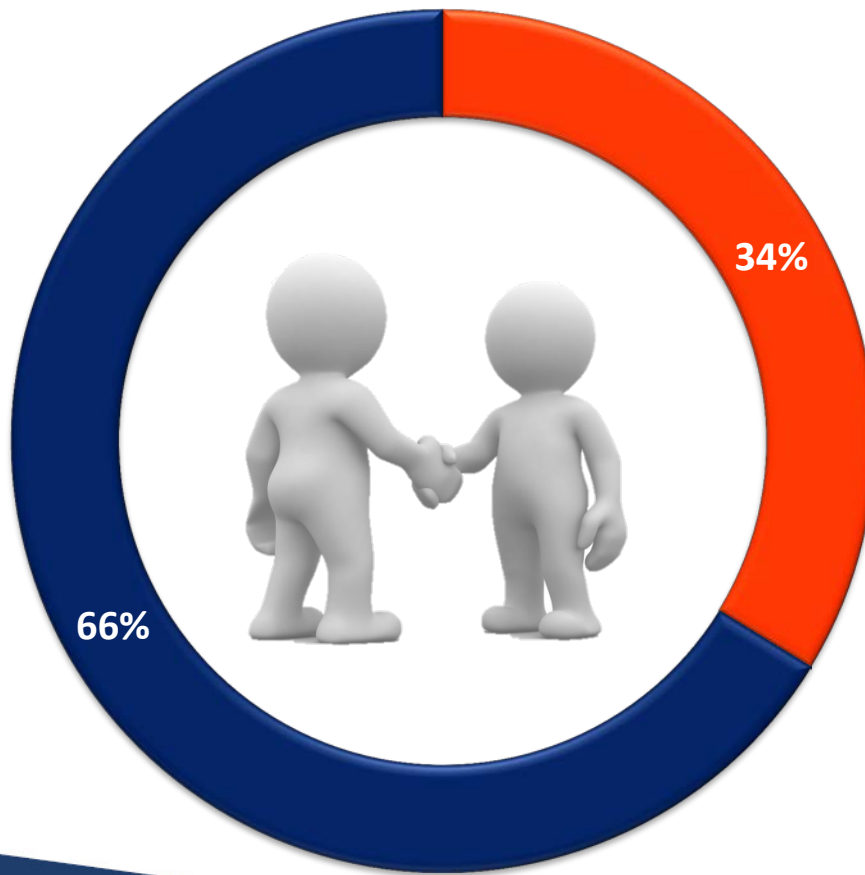
Do job seekers know why they miss out on jobs?



**Employer feedback is highly useful**

# Students shouldn't forget to approach employers directly

1 in 3 jobs in Australia are not advertised



- ➔ Word of mouth
- ➔ Approached by job seeker
- ➔ Social media
- ➔ Networking

# Tools to assist


## Websites



## Publications



## Fact Sheets



## Phone Apps





**Australian Government**  

---

**Department of Employment**